



ROCKFORD RIVETS



2026

MEDIA GUIDE





BASEBALL IS

RIVETING IN

ROCKFORD



SCREWS ARE

HOT!





TABLE OF CONTENTS

FRONT OFFICE..... 4-8

MANAGERS AND COACHES10-11

ROSTER13

PLAYERS 14-49

HISTORY AND RECORDS 51-80

OPPONENTS 82-103

TEAM INFORMATION..... 105-107

2026 ROCKFORD RIVETS MEDIA GUIDE





Todd Kolosso | Owner/President



Todd Kolosso has had a long and varied career path, which has most recently brought him to baseball. Todd got his start in owning and managing a commercial real estate portfolio, but has since added retail apparel and in-store radio marketing to his list of endeavors. In 2019, he partnered with David Casey to bring Milwaukee

Baseball Academy II to one of his buildings, and has not looked back in the baseball world. Now, with David Casey, part owner of MBA II, and the Northwoods League team Lakeshore Chinooks, Todd takes particular pride and enjoyment from the Rivets. He spent all of last season as a fan, cheering right along with the Rivets' sponsors, season tickets holders and highly-enthusiastic staff! He looks forward to our next Championship season, both on and off the field.

Todd is a current owner at Milwaukee Baseball Academy, Lakeshore Chinooks, and Rockford Rivets along with David Casey.

David Casey | Owner



David was born and raised in Whitefish Bay, WI. During high school, David played baseball for four years on Whitefish Bay's varsity team, twice earning 1st team All-State honors. Collegiately, David attended the University of Notre Dame on an athletic scholarship during which time he won the Big East Conference Home Run Derby [defeating current major leaguer George Springer].

David also played in the Northwoods League in 2008 [Green Bay Bullfrogs] and won the MVP in the California Collegiate League in 2009 [Conejo Oaks]- a league that included major league talent such as Chris Bryant, Tyler Smith, Ryan Healy, AJ Griffin, and more. Upon graduation, David played professionally on several Independent League baseball teams and overseas in Australia.

Since the end of his playing days, David has stayed heavily involved in the game of baseball. He founded Milwaukee Baseball Academy in 2013. David, along with his partner Todd Kolosso, has also purchased the Lakeshore Chinooks [2021] and Rockford Rivets [2022]. David is involved in residential real estate as well.

David is a current owner at Milwaukee Baseball Academy, Lakeshore Chinooks, and Rockford Rivets along with Todd Kolosso.



Hanna Snedecor | General Manager



Hanna is entering her 4th season with the Rockford Rivets and first season as the General Manager. Hanna graduated from Carthage College in May 2023 and started at the Rivets as an Account Executive. She has over five years of experience in the sports industry and has worked for three summer collegiate baseball teams including the

Lafayette Aviators (Prospect League), the Kalamazoo Growlers (Northwoods League), and the Rockford Rivets (Northwoods League). In late 2023, Hanna designed the Rivets Reading Program, a program to encourage students in the Rockford area to read. When she's not at the ballpark, you can find her playing video games on her Nintendo Switch, watching movies, and cooking.

Ashley Birkeness | Director of Marketing and Social Media



Ashley Birkeness is proud to call this community home, having grown up coming to this very stadium to watch games, which sparked her lifelong love for baseball. A graduate of Central Michigan University with a degree in Journalism and Communications, Ashley has dedicated her career to sharing stories and creating connections through sports. She began her professional journey in the Northwoods League

first as a Journalism/Communications Intern with the Lakeshore Chinooks in 2022, before joining the Rockford Rivets in 2023. Over two years, she served as a Marketing/Social Media Intern and Team Photographer for the Rivets, eventually stepping into the role of Director of Marketing and Social Media. Her love for the game and storytelling has shaped her career and drives her work in sports. Outside of the ballpark she enjoys spending afternoons with her dogs and taking trips back to Michigan.

FRONT OFFICE CONTACT INFO

General Manager // Hanna Snedecor - hannas@rockfordrivets.com

Director of Marketing and Social // Ashley Birkeness - abirkeness@rockfordrivets.com



Angie “Ma” Wallace | Director of Food and Beverage



Meet Angie Wallace, aka “Ma,” she is the director of Food and beverage here at Rivets stadium, and this will be her 8th season. She has lived in the area all her life and moved to the Loves Park in 1990. Angie’s background is all around food related with jobs from a fast-food worker, to helping franchise owners open new stores, to a cook in a local restaurant. She is married to her husband Larry of 35 years and they have 2 daughters. Both of her daughters also work at

the stadium part time. When Angie isn’t working, she spends time with her family, friends and loves to travel the Caribbean or somewhere tropical. She has the love of the beach in her soul. You can find Angie buzzing around the stadium, if you’re quick enough stop her and say Hi!

Kino Garcia | Ticket Sales Manager



Kino is a recent graduate from Culver-Stockton College, class of 2024, who majored in Sports Management and Finance. Before joining the Rivets, Kino previously completed an internship with the Joliet Slammers Baseball Team in the summer of 2023. His passion for sports and business is what drives him to work hard every day for the Rivets. This will be Kino’s second season with the Rockford Rivets. When he is out of the office, he is more than likely golfing, watching his Chicago sports teams, or spending time with his friends and family.





Emily Mallo | Director of Promotions



Emily is excited to be back in Rockford this season after previously serving as a Promotions & Entertainment Intern with the Rivets during the 2024 season. She earned her degree in Business Management and Digital Marketing from Saint Xavier University in 2025 and is currently pursuing her Master's in Sports Management at Carthage College. When she's not at Rivets Stadium, Emily works Chicago Bears game days, where she loves being part of the electric atmosphere and helping create

unforgettable fan experiences. Outside of sports, you can find her spending time with friends and family, enjoying the outdoors, and soaking up as much sunshine as possible. Emily is also a big sports fan and proudly cheers on the Miami Dolphins, Chicago White Sox, and Notre Dame football.

Collin Conderman | Webcast Director



Collin is a recent graduate of Northern Illinois University, where he earned a degree in Communications with a minor in Sports Journalism. He began his journey with the Rockford Rivets in the summer of 2024 season as the PC Director on the webcast intern team, gaining valuable experience in live sports production. In addition to his role with the Rivets, Collin freelances with Huskie Vision at NIU, contributing to the production of games streamed on ESPN+. Outside of his professional endeavors

Collin enjoys racing on iRacing, exploring technology through computer tinkering, and spending time with friends and family.

FRONT OFFICE CONTACT INFO

Director of Food and Beverage // Angie Wallace - awallace@rockfordrivets.com
 Ticket Sales Manager // Kino Garcia - kgarcia@rockfordrivets.com
 Director of Promotions // Emily Mallo - emallo@rockfordrivets.com
 Webcast Director // Collin Conderman - cconderman@rockfordrivets.com



Maddox Reed | Team Athletic Trainer



Milo | Director of Team Morale and Pawsitivity



Milo is a Pembroke Welsh Corgi with a big personality and an even bigger presence in the front office. As the beloved son of Hanna, the General Manager of the Rivets, Milo has grown up around Rivets Stadium. His daily responsibilities include supervising snack breaks, enforcing mandatory walk-around-the-office time, and reminding staff that wins are important—but belly rubs are even more important. Milo is known for boosting team morale with expertly timed tail wags and for offering strong opinions on lineup cards by sitting directly on them. Milo enjoys napping on the job, speaking his mind, and reminding everyone that the true boss of the organization is, in fact, him.



**MANAGERS
AND
COACHES**



Bob Koopmann | Manager | 1st Season



Record w/ Rockford University (20 Seasons)

387-377-1

DOB: March 28, 1964 (62 y/o)

College: Rockford University



Veteran coach Bob Koopmann brings nearly three decades of collegiate coaching experience, including 20 successful seasons at Rockford University, to the Rivets organization. Known for building competitive, winning programs, Koopmann led the Regents to three conference titles and two tournament championships, highlighted by a school-record 29-win season in 2007. Throughout his tenure, he has also helped develop multiple players into professional baseball, showcasing his ability to elevate talent to the next level.

Just prior to his arrival at Rockford, Koopmann was the head coach for 2 seasons (05-06) at Ashford University in Clinton, Iowa. In Koopmann's second season with the Saints they won a school record 23 games. Prior to coaching at Ashford, Koopmann spent the first 7 years (98-04) of his head coaching career at Illinois Valley Community College in Oglesby, Ill. In 1999 Koopmann turned the program around by improving the Eagles from just 5 wins to a then record 27 wins. His teams won the Regional Championships from 2001 through 2003. In his 7 years at IVCC the Eagles were 241-171 (.585 winning percentage).

He served as the manager for the Rockford RiverHawks from 2002 through 2004 and again from 2008 through 2010. His teams compiled a 297-270 record (.524 winning percentage) over that time frame including a Frontier League Championship in 2004 where the RiverHawks finished 65-39 including the postseason.


The Chicago native played his college baseball at Harper College in Palatine, Ill. While at Harper he was drafted twice by the Chicago White Sox organization. Koopmann later signed with the Pittsburgh Pirates where he pitched in their minor league system for three seasons. He resides in Rockford with his wife, Laura, and their two children, Frank and Lyja.

COACHING CAREER

YR.	TEAM	CONFERENCE	RECORD	CHAMPIONS
2006-26	Rockford U.	Northern Athletic Collegiate	387-377-1	NACC ('07,'08)
02-04, 08-10	Rockford RiverHawks	Frontier League	291-268	Frontier (2004)
2005-06	Ashford U. (merged)	--	--	--
1998-04	Illinois Valley CC	Arrowhead Athletic	241-171	Regional ('01,'02,'03)



Jake Bilotta | Assistant Coach | 1st Season




Jake Bilotta is entering his first season on the coaching staff of the Rivets. He transferred from Waubensee CC and played at Rockford University for the past four seasons, and another during the 2020 shortened season. Playing for the Regents, Bilotta batted .344 with 222 hits, 107 RBIs and 13 home runs. He earned Second Team All-NACC in 2025 and 2024, plus First Team All-Region and Third Team All-America in 2025. He also spent two seasons in Loves Park with the Rockford Rivets in 2021 and 2022. Bilotta is from Sugar Grove, Illinois.

Justin Hallberg | Assistant Coach | 1st Season



Justin Hallberg has served as an assistant coach and Director of Gameday Operations for Rockford University since 2024 and is entering his first season on the coaching staff of the Rivets. Hallberg attended Morton College before transferring to Rockford University. He spent a combined four years playing baseball in the NJCAA and NCAA. Hallberg was awarded the Dr. Hans Wolpe Memorial Award his junior year at Rockford University, which is presented to the male athlete with the highest GPA among his respective class.

Tim Trevier | Assistant Coach | 1st Season



Tim Trevier has served as the head coach for the Women's Flag Football team for the past two seasons at Rockford University and is entering his first season on the Rivets coaching staff.

Dennis Kehrer | Assistant Coach | 1st Season



A baseball player in a white uniform with gold accents, wearing a cap with a gold 'R' and sunglasses. The player's jersey has 'RIVETS' and the number '4' on it. The background is a blurred baseball field.

2026

ROCKFORD

RIVETS



2026 ROSTER

PITCHERS (15)

NAME	B/T	HT	WT	YR	SCHOOL (conference)
#10 Jeremy Allen	R/R	6'0	205	R-Fr.	Kansas University
#21 Gus Allred	L/L	6'3	215	R-Sr.	Northern Colorado
#26 Jimmy Amptmann	R/R	6'1	215	Jr.	Davenport University (MI)
#27 Baris Brua	L/L	6'4	225	Fr.	UW-Oshkosh
#16 Ben Buehring	R/R	6'2	205	Sr.	UW-Oshkosh
#25 Keith Eusebio	R/R	6'1	168	So.	Paradise Valley CC (AZ)
#25 George Gouriotis	R/R	6'0	205	So.	Edgewood College (WI)
#9 Jack Kerpan	R/R	6'2	190	Jr.	St. Ambrose University (IA)
#15 Brady Louck	L/L	5'10	180	Jr.	Arizona State University
#32 Ammon Shaul	L/L	6'5	185	R-Fr.	GateWay CC (AZ)
#12 Ryan Sigale	L/L	5'10	190	R-Jr.	Augustana College (IL)
#14 Rowan Smyth	L/L	5'9	145	Fr.	Lewis University (IL)
#13 Anthony Sorrentino	R/R	6'1	190	Gr.	Roosevelt University (IL)
#20 Matthew Steinberg	R/R	6'3	185	Fr.	Manhattan University (NY)
#41 Davis Webb	L/L	6'6	260	Jr.	Bradley University (IL)

CATCHERS (2)

NAME	B/T	HT	WT	YR	SCHOOL (conference)
#12 Bryk Barnard	L/R	6'1	200	R-Fr.	Gateway CC (AZ)
#22 Dasaan Lee	R/R	6'0	210	So.	Morton College (IL)

INFELDERS (7)

NAME	B/T	HT	WT	YR	SCHOOL (conference)
#2 Beau Bloxdorf	R/R	6'0	185	So.	Madison College (WI)
#19 Davis Collie	L/L	6'3	215	Fr.	John A. Logan CC (IL)
#4 Jackson Forbes	L/R	5'11	188	R-Fr.	University of Arizona
#33 Caleb Rhodes	L/L	6'2	240	So.	Olive-Harvey CC (IL)
#3 Alex Tabbert	R/R	5'8	160	So.	Harper College (IL)
#30 Tommy Townsend	L/L	6'4	230	Jr.	Xavier University (OH)
#17 Zan Von Schlegell	R/R	5'10	180	Jr.	University of St. Thomas (MN)

OUTFIELDERS (4)

NAME	B/T	HT	WT	YR	SCHOOL (conference)
#8 Connor Kave	L/L	5'8	175	R-So.	Harper College (IL)
#5 River Lindsey	L/L	6'1	210	Jr.	Bradley University (IL)
#18 Coby Neville	L/R	6'1	188	Fr.	Paradise Valley CC (AZ)
#6 Bryce Nevils	R/R	6'1	205	R-So.	John A. Logan CC (IL)

PRONUNCIATIONS

RFD

Bryk Barnard- BRICK
Ben Buehring- BEER-ING
Baris Brua- BRUD-UH

Keith Eusebio- EEW-SRY-BEE-Oh
George Gouriotis- GOR-EE-Oh-TIS
Jack Scheri- SCARRY

Ryan Sigale- SEGULL
Ammon Shaul- ABB-IN
Zan Von Schlegell- VON-SHL-RR-GULL

Jake Blotto- BIN-LOTTA
Dennis Kahrer- CARE
Tim Trevier- TRUH-YEER

Indicates: Returner | 01/02/03/NAIR/JUCO



SCREWS ARE
HOT!





PLAYERS

ROCKFORD STAFF

2026 RIVETS

HISTORY AND RECORDS

OPPONENTS

TEAM INFO



Jeremy Allen | RHP | University of Kansas

Height	Weight	Bat/Throw	Year
6'0	205	R/R	R-FR

College: University of Kansas [B12]
 DOB: October 20th, 2005 [20 y/o]
 Hometown: Arlington Heights, IL
 High School: John Hersey



BIO

University of Kansas [Big 12]:

2026 [So.]: Appeared in three games... had a 0-1 record in 1.1 IP... had a hitless and scoreless inning against Wichita State [4/28]

2025 [Fr.]: Did not play due to injury.

High School/Personal: Played four years of baseball at John Hersey High School in Arlington Heights, Illinois... ranked the No. 14 right-handed pitcher in the state of Illinois, and the No. 30 overall prospect in the state by Perfect Game... named the Mid-Suburban League East Player of the Year... also selected to the all-state, all-area and a II-conference teams in 2023... led Hersey to a conference and regional championship in 2023... posted a 10-0 record with a 1.42 ERA in 60 innings pitched through his junior year of high school... recorded 93 strikeouts and limited opponents to a .120 batting average... played one year of basketball in addition to baseball at John Hersey High School... son of Gerald and Carrie Allen... has an older sister Valerie... picked Kansas over UIC, Valparaiso, Northern Illinois and Fordham

CAREER STATS

YR.	TEAM	APP	GS	CG	W-L	ERA	IP	H	R	ER	BB	K	WHIP	SV
2026	Kansas	3	0	0	0-1	20.25	1.1	3	3	3	0	0	2.25	0
CAREER TOTALS		3	0	0	0-1	20.25	1.1	3	3	3	0	0	2.25	0

**Gus Allred | LHP | University of Northern Colorado**

Height	Weight	Bat/Throw	Year
6'3	215	L/L	R-SR

College: Northern Colorado (Summit)
 DOB: October 3rd, 2002 (23 y/o)
 Hometown: Mountain View, WY
 High School: Mountain View

**BIO**

University of Northern Colorado (Summit League):
 2026 (R-Sr.): Made 18 appearances on the mound with one start... Recorded 29 strikeouts during his 31.2 innings of work with an opposing batting average of .333.

2025 (R-Jr.): Appeared in seven games out of the bullpen for the Bears, registering a 12.71 ERA in 5.2 innings pitched with five strikeouts and three walks.

Western Nebraska Community College (NJCAA):
 2024 (R-So.): Started in two of his 16 appearances, collecting a 1-2 record with four saves. Struck out 34 and walked 22 in his 31.2 innings of work for a 7.96 ERA and 1.74 WHIP.

Rockford Rivets (Northwoods League):
 Summer 2025: Appeared in 17 games, starting two... 4-1 record in 32.1 IP... appearances and wins were the team lead... 17 strikeouts and 46 hits allowing 22 ER for a 6.12 ERA... recorded a season-high four full innings in his second appearance of the season, struck out two, allowing four earned runs against the Wisconsin Rapid Rafters (5/31)... had a season-high four strikeouts in 2.1 IP while only allowing one run against Royal Oak (6/30)

CAREER STATS

YR.	TEAM	APP	GS	CG	W-L	ERA	IP	H	R	ER	BB	K	WHIP	SV
2026	No. Colorado	18	1	0	1-1	7.39	31.2	45	29	26	14	29	1.89	1
2025	Rockford	17	2	0	4-1	6.12	32.1	46	26	22	12	17	1.79	0
2025	No. Colorado	7	0	0	0-1	12.71	5.2	10	9	8	3	5	2.50	0
2024	W. Nebraska	16	2	0	1-2	7.96	31.2	33	28	28	22	34	1.74	4
COLLEGE TOTALS		41	3	0	2-4	5.42	103.0	88	66	62	39	68	1.23	5
SUMMER TOTALS		17	2	0	4-1	6.12	32.1	46	26	22	12	17	1.79	0



PLAYERS

ROCKFORD STAFF



Jimmy Amptmann | RHP | Davenport University (MD)

Height	Weight	Bat/Throw	Year
6'1	215	R/R	JR

College: Davenport (GLIAC)
 DOB: April 8th, 2005 (21 y/o)
 Hometown: Sycamore, IL
 High School: Sycamore



BIO

Davenport University (Great Lakes Intercollegiate Athletic Conference):
 2026 (Jr.): Appeared in 12 games out of the bullpen ... pitched 14 2/3 innings with nine strikeouts, allowing 19 hits, 18 walks and 16 earned runs ... logged a season-high three innings with four strikeouts at Quincy on Feb. 27 and also vs. Indianapolis with three K's on Feb. 21... appeared on the mound in the GLIAC Tournament vs. GVSU on May 9 going two innings and facing 11 batters... earned a win vs. Roosevelt on March 22 in 1/3 relief innings.

Heartland Community College (NJCAA):
 2025/2024 (So/Jr.): Spent two seasons at Heartland Community College in Normal, Illinois ... during the 2024 season, he posted a 7.32 ERA and a 1-0 record ... made six appearances with one start ... threw 19.2 innings and allowed 11 walks with 21 strikeouts ... opponents hit .271 against him ... dramatically improved his numbers as a sophomore in 2025 ... posted a 3.12 ERA and a 3-1 record ... made 13 appearances including nine starts ... tossed 26 innings and allowed 15 walks with 27 strikeouts ... opponents hit .240 against

High School/Personal: Prepped at Sycamore (Ill.) under coach Jason Cavanaugh ... named First Team All-Conference as a junior and senior ... named the 2023 Daily Chronicle Player of the Year ... named all-county ... team finished third in the state as a senior... Majoring in business management ... born on April 8 ... favorite athlete is Max Holloway ... favorite sports team is the St. Louis Cardinals.

2026 RIVERS

HISTORY AND RECORDS

OPPONENTS

TEAM INFO

CAREER STATS

YR.	TEAM	APP	GS	CG	W-L	ERA	IP	H	R	ER	BB	K	WHIP	SV
2026	Davenport	12	0	0	1-0	9.82	14.2	19	16	16	18	9	2.61	0
2025	Heartland	13	9	0	3-1	3.12	26.0	23	14	9	15	27	1.46	0
2024	Heartland	6	1	0	1-0	7.32	19.2	23	17	16	11	21	1.77	0
CAREER TOTALS		31	10	0	5-1	6.14	60.1	65	47	41	44	57	1.51	0



**Bryk Barnard | C | Gateway CC (AZ)**

Height	Weight	Bat/Throw	Year
6'1	200	L/L	R-FR

College: Gateway CC (NJCAA)
 DOB: April 26th, 2006 [20 y/o]
 Hometown: Arlington Heights, IL
 High School: John Hersey

**BIO****Gateway Community College (NJCAA):**

2026 (So.): Appeared in 45 games... batted .297 with 44 hits, 38 runs and 17 RBIs... went 2/4 with three runs scored, two RBIs and a home run against College of Southern Nevada [2/6]... went 5/6 with two doubles and three runs scored against Glendale Community College... went 3/6 with three runs scored and two doubles against Scottsdale Community College [4/3]

University of Arizona (Big 12):

2025 (Fr.): Did not play

Clinton LumberKings (Prospect League):

Summer 2025: Appeared in 18 games... had a .116 average with five hits and nine runs scored... added two RBIs and a double... went 2/2 with two RBIs against Illinois Valley Pistol Shrimp [7/31]... helped the LumberKings to a 34-19 record and a Western Conference Championship appearance

High School/Personal: Attended John Hersey High School in Illinois where he played baseball under head coach Walter Brownley... named team captain of his high school team as a junior and senior... majoring in Business Management... enjoys playing video games, reading, snowboarding, and spending time with friends as hobbies... experienced juggler

CAREER STATS

YR.	TEAM	GP	GS	AVG	OPS	AB	R	H	2B	3B	HR	RBI	BB	SO
2026	Gateway	45	-	.297	.865	148	38	44	12	1	1	17	28	37
2025	Clinton	18	-	.116	.461	43	9	5	1	0	0	2	11	20
COLLEGE TOTALS		45	-	.297	.865	148	38	44	12	1	1	17	28	37
SUMMER TOTALS		18	-	.116	.461	43	9	5	1	0	0	2	11	20



PLAYERS

ROCKFORD STAFF



Beau Bloxdorf | INF | Madison College (WI)

Height	Weight	Bat/Throw	Year
6'0	185	R/R	SO

College: Madison College (NJCAA)
DOB: 12/03/05 (20 y/o)
Hometown: Franksville, WI
High School: Union Grove



BIO

2026 RIVETS

Madison College (NJCAA DII):

2026 (So.): Appeared in 43 games... batted .298 with 37 hits, 32 RBIs and seven doubles... hit one home run... helped the Wolfpack to their seventh straight Region 4 host... ended the season as No. 5 ranked team in NJCAA Division II.

2025 (Fr.): Appeared in 47 games... batted .310 with 39 hits, 37 runs scored, and 14 runs batted in... helped the WolfPack to a 45-11 record, Region 4 championship, and fifth place finish at the NJCAA Division II World Series.

High School/Personal: Two-year participant and two-time letter winner in baseball at Union Grove High School... two-time all-conference selection in the Southern Lakes Conference, including first team as a junior and second team as a senior... Nate Myer - high school baseball coach... Undeclared major... born December 3, 2005... son of Diane and Brian Bloxdorf... siblings, Chase (25) and Lauren (22).

HISTORY AND RECORDS

OPPONENTS

TEAM INFO

CAREER STATS

YR.	TEAM	GP	GS	AVG	OPS	AB	R	H	2B	3B	HR	RBI	BB	SO
2026	Madison	43	0	.298	.860	124	36	37	7	1	1	32	19	8
2025	Madison	47	5	.310	.765	126	37	39	2	0	0	14	15	15
CAREER TOTALS		90	5	.304	.805	250	73	76	9	1	1	46	34	39



Baris Brua | LHP | UW-Oshkosh

Height	Weight	Bat/Throw	Year
6'4	225	L/L	FR

College: UW-Oshkosh (WIAC)
 DOB: July 18, 2006 (19 y/o)
 Hometown: Mundelein, IL
 High School: Mundelein



BIO

UW- Oshkosh (Wisconsin Intercollegiate Athletic Conference):

2026 (Fr.): Pitched in nine games, all starts... had a 4.08 ERA and a 3-4 record with 54 strikeouts with just 19 walks in 53.0 IP... recorded the most innings-pitched among Titan pitchers, ninth-most in the conference, and tied-most strikeouts, sixth-most in the conference... had the second-lowest WHIP (1.19) and fourth lowest ERA on the team, ninth-lowest among qualified conference pitchers... recorded one of five shutouts across the WIAC and one of 13 complete games... pitched five or more innings in eight of nine starts... had 10 strikeouts in 7.0 IP against UW-Eau Claire (3/28)... pitched a complete-game shutout against, going eight full innings, allowing just five hits, no walks and seven strikeouts against UW-Stevens Point (4/5)... pitched six full innings, allowing three hits, one earned run and nine strikeouts against UW-Stout (4/26)... earned All-WIAC Honorable Mention

CAREER STATS

YR.	TEAM	APP	GS	CG	W-L	ERA	IP	H	R	ER	BB	K	WHIP	SV
2026	UW-Oshkosh	9	9	1	3-4	4.08	53.0	44	30	24	19	54	1.19	0
CAREER TOTALS		9	9	1	3-4	4.08	53.0	44	30	24	19	54	1.19	0



PLAYERS

ROCKFORD STAFF



Ben Buehring | RHP | UW-Oshkosh

Height	Weight	Bat/Throw	Year
6'2	205	R/R	SR

College: UW-Oshkosh (WIAC)
 DOB: March 31, 2004 (22 y/o)
 Hometown: Oshkosh, WI
 High School: Oshkosh West



BIO

2026 RIVETS

UW- Oshkosh (Wisconsin Intercollegiate Athletic Conference):
 2026 (Sr.): Pitched in 11 games, made one start... had a 1-2 record in 14.1 IP and 26 strikeouts walking just five batters... his 1.05 WHIP was the lowest among Titans pitchers... had two saves... had seven scoreless appearances... pitched 2.1 scoreless innings with four strikeouts against UW-Platteville (4/12)... pitched three full scoreless innings with five strikeouts against UW-River Falls (4/18)

HISTORY AND RECORDS

UW- Milwaukee (Horizon League):
 2025 (Jr.): Played in 11 games during his second season with the Panthers and made two starts on the year ... hit .231 on the year with three hits in 13 at bats ... had two doubles for a .385 slugging percentage ... made his season debut at Mercer (2/15) ... got an RBI on a sacrifice fly on the road versus UNLV (3/2) ... scored a run during his first start of the year at Minnesota (3/4) ... had three hits including a pair of doubles and drove in a run while scoring two more with a stolen base in the team's win over River Falls (3/26).

OPPONENTS

2024 (So.): Saw time in 13 games for the Panthers during his first season with the team including starts in five games ... had three hits in 21 at bats for a .143 average ... had a double and also drove in two runs with one run scored ... was 1-for-1 on his stolen base attempts... made his first start as a Panther and drew a walk in the opening game of a doubleheader at Western Kentucky (3/9) ... had a hit and also scored a run during the team's game at Iowa (4/23) ... had a two-run double at Northwestern (5/8)

TEAM INFO

Marian University (Northern Athletics Conference):
 2023 (Fr.): Saw time in six games while playing with the Sabres ... made three starts on the year ... made his season debut against Saint Vincent in a neutral site game in Florida ... got his first start in non-conference play against Carroll ... had a double and walked once at home against Ripon ... also got a start in NAAC play on the road against Wisconsin Lutheran in late April.

CAREER STATS

YR.	TEAM	APP	GS	CG	W-L	ERA	IP	H	R	ER	BB	K	WHIP	SV
2026	UW-Oshkosh	11	1	0	1-2	5.02	14.1	10	11	8	5	26	1.05	2
CAREER TOTALS		11	1	0	1-2	5.02	14.1	10	11	8	5	26	1.05	2

YR.	TEAM	GP	GS	AVG	OPS	AB	R	H	2B	3B	HR	RBI	BB	SO
2025	Milwaukee	11	2	.231	.562	13	3	3	2	0	0	2	0	4
2022	Milwaukee	13	5	.143	.523	21	1	3	1	0	0	2	1	6
2023	Marian	6	3	.083	.381	12	1	1	1	0	0	0	2	3
CAREER TOTALS		30	10	.152	.525	46	5	7	4	0	0	4	3	13



**Davis Collie | INF | John A. Logan CC (IL)**

Height	Weight	Bat/Throw	Year
6'3	215	L/L	FR

College: John A. Logan CC (NJCAA)
 DOB: April 26, 2007 (19 y/o)
 Hometown: Sycamore, IL
 High School: Sycamore

**BIO**

John A. Logan (NJCAA DI):

2026 (Fr.): Appeared in 55 games for the Volunteers... batted .318 with 56 hits, 47 runs and 40 RBIs along with 10 home runs, which were sixth on Jonh A. Logan... ended 2026 with a 46-13 record, a GRAC/Region 24 Regular Season Title and a Region Championship 2nd place finish.

CAREER STATS

YR.	TEAM	GP	GS	AVG	OPS	AB	R	H	2B	3B	HR	RBI	BB	SO
2026	John A. Logan	55	-	.318	.985	176	47	56	10	0	10	40	30	50
CAREER TOTALS		55	-	.318	.985	176	47	56	10	0	10	40	30	50



PLAYERS

ROCKFORD STAFF



Keith Eusebio | RHP/INF | Paradise Valley CC (AZ)

Height	Weight	Bat/Throw	Year
6'1	168	R/R	SO

College: Paradise Valley CC (NJCAA)
 DOB: June 12th, 2006 (19 y/o)
 Hometown: Phoenix, AZ
 High School: Tempe



BIO

Paradise Valley Community College (NJACC DII):
 2026 (So.): Appeared in 53 games as a batter... batted .369 with 62 hits, 32 runs and 34 RBIs, adding 6 home runs... led the Pumas in batting average, hits, RBIs and home runs... had three or more RBIs five times... went 4/5 with two runs scored, a double, a home run and three RBIs against Gateway Community College (3/6)... went 3/4 with three RBIs and two runs scored against Phoenix College (3/21)...also appeared in 8 games as a pitcher, no starts... had a 0-3 record... in 33.2 IP, Eusebio had 35 strikeouts, allowing 18 walks and 25 earned runs... went four full innings with allowing three earned runs and striking out eight against Chandler Gilbert Community College (2/6)... earned Division II All-ACCAC/ Region I First Team

2025 (Fr.): Appeared in 31 games as a batter... batted .213 in 61 at bats with 13 hits, 14 runs scored and 17 RBIs, along with 4 home runs... went 1/2 with two runs scored, a home run and 4 RBIs against Arizona Christian University JV (2/26)... also pitched 11 games... had a 1-0 record and one save... had a 3.14 ERA and struck out 18 batters in 14.1 IP... pitched 3.1 innings, striking out five, allowing just one earned run against Chandler-Gilbert Community College (4/9)

2026 RIVERS

HISTORY AND RECORDS

OPPONENTS

TEAM INFO

HITTING STATS

YR.	TEAM	GP	GS	AVG	OPS	AB	R	H	2B	3B	HR	RBI	BB	SO
2026	Paradise Valley	53	-	.369	1.092	168	32	62	9	3	6	34	14	29
2025	Paradise Valley	31	-	.213	.769	61	14	13	0	0	4	17	14	13
CAREER TOTALS		84	-	.328	.931	229	46	75	9	3	10	51	28	42

PITCHING STATS

YR.	TEAM	APP	GS	CG	W-L	ERA	IP	H	R	ER	BB	K	WHIP	SV
2026	Paradise Valley	8	0	0	0-3	6.68	33.2	37	32	25	18	35	1.63	0
2025	Paradise Valley	11	0	0	1-0	3.14	14.1	12	6	5	6	18	3.14	1
CAREER TOTALS		19	0	0	1-3	5.63	48.0	49	38	30	24	57	1.52	1



**Jackson Forbes | INF | University of Arizona**

Height	Weight	Bat/Throw	Year
5'11	188	L/R	R-FR

College: Arizona (Big 12)
 DOB: 12/01/05 (20 y/o)
 Hometown: Peoria, AZ
 High School: Mountain Ridge

**BIO****Arizona (Big 12)**

2026 (R-Fr.): Appeared in 33 games, started 28... batted .243 and had 25 hits, 18 runs and added four home runs, which ranks fifth among Wildcat batters... had 22 RBIs... had five stolen bases, which was tied for the team lead, while only being caught twice... began the season with hits and RBIs in seven of first eight games... in the series against Texas Tech (3/20-22), he went 5/13 with a double, triple and home run... added seven RBIs...

2025 (Fr.): Did not play

Rockford Rivets (Northwoods)

Summer 2025: Appeared in 46 games, which was tied for second on the Rivets... batted .231 with 36 hits, 28 RBIs and 19 runs... ranked second on the Rivets in RBIs... ranked third in hits and doubles (10)... against Traverse City (6/5), he went 4/5 with a double and three RBIs...

High School/Personal: Jackson Milan Forbes... Son of Kevin and Christina Forbes... One brother, Joe, who is a catcher and was a member of the Wildcats 2025 signing class... Undecided on major... Father played collegiate baseball at American River College and spent two years in Minor League Baseball after being selected by the Expos in the 29th round of the 1996 MLB Draft... Hobbies include fishing, gaming, movies, and golfing... Avid French fry enthusiast... Chose Arizona because, "The coaching staff did a great job recruiting me, and the fact that it was in-state but far enough away from home that I would still be on my own."

CAREER STATS

YR.	TEAM	GP	GS	AVG	OPS	RB	R	H	2B	3B	HR	RBI	BB	SO
2026	Arizona	33	28	.243	.730	103	18	25	3	1	4	22	10	35
2025	Rockford	46	-	.231	.704	156	19	36	10	1	2	28	22	52
COLLEGE TOTALS		33	28	.243	.730	103	18	25	3	1	4	22	10	35
SUMMER TOTALS		46	-	.231	.704	156	19	36	10	1	2	28	22	52



PLAYERS

ROCKFORD STAFF

2026 RIVETS

HISTORY AND RECORDS

OPPONENTS

TEAM INFO



George Gouriotis | RHP | Edgewood College (WI)

Height	Weight	Bat/Throw	Year
6'0	205	R/R	SO

College: Edgewood College (NACC)
 DOB: February 14th, 2006 [20 y/o]
 Hometown: South Elgin, IL
 High School: St. Charles North



BIO

Edgewood (NACC/ NCAA D3)

2026 (So.): Appeared in 10 games with one start... recorded a 2-3 record with 17.0 IP... had 11 strikeouts... pitched a career-high four innings against Wisconsin-Whitewater (3/16)

2025 (Fr.): Pitched in eight games... Finished with a 2-1 record... Struck out 11 batters... Pitched three innings with no earned runs and four strikeouts against Marian (April 1)

Rockford (Northwoods)

Summer 2025: Pitched in 13 games, second most on the Rivets... recorded a 1-2 record in 31.0 IP... posted a 5.23 ERA with 18 earned runs and 21 strikeouts... threw a season high five innings, with three hits, one earned run and three strikeouts against Battle Creek (8/1)... had a season high four strikeouts in 2.1 IP against Battle Creek (7/27)

High School/Personal: Played for St. Charles north under Todd Genke... Regional and Conference Champion as a senior... Earned All-American/All-Region Team accolade, recording a .724 ERA and holding opposing batters to a .121 batting average... Earned All-American Team honor as a junior while being ranked a Top 50 RHP in Illinois... Played for USA Prime under Ryan Litavec. Son of Lori & George... Majoring in Social Science... Volunteered for kids with Tourette's, helping them in group meets and other activities.

CAREER STATS

YR.	TEAM	APP	GS	CG	W-L	ERA	IP	H	R	ER	BB	K	WHIP	SV
2026	Edgewood	10	1	0	2-3	13.24	17.0	28	27	25	18	11	2.71	0
2025	Rockford	13	-	0	1-2	5.23	31.0	35	19	18	17	21	1.68	0
2025	Edgewood	8	0	0	2-1	12.00	9.0	15	16	12	12	11	3.00	0
COLLEGE TOTALS		18	1	0	4-4	12.81	26.0	43	43	37	30	22	2.81	0
SUMMER TOTALS		13	-	0	1-2	5.23	31.0	35	19	18	17	21	1.68	0



**Connor Kave | OF | Harper College (IL)**

Height	Weight	Bat/Throw	Year
5'8	175	L/L	R-50

College: Harper College (NJCAA)
 DOB: February 11, 2005 (21 y/o)
 Hometown: Arlington Heights, IL
 High School: Hersey

**BIO****Harper College (NJCAA)**

2026 (So.): Appeared in 49 games and started 48... batted .429 with 69 hits, 62 runs and 31 RBIs... added five home runs... went 24/30 in stolen base attempts... led the Hawks in hits, runs and stolen bases (24)... 11th best batting average in the NJCAA Region 4 and second best on the team... 14th most hits and runs in Region 4... had just six hitless games across the year... went 3/3 with four runs against Lincoln Land CC (2/28)... went 2/2 with a home run, three RBIs and five runs against Kankakee CC (4/21)

2025 (R-Fr.): Transferred from Ohlone College... played in 47 games... batted .333 with 49 hits, 42 Runs and 18 RBIs... went 21/23 in stolen base attempts... ranked third on the team in hits... went 3/3 with a triple, two runs scored and three RBIs against Moraine Valley CC (3/28)... earned NJCAA All-Academic Third Team, as well as Harper Dean's List in the spring

Ohlone College (California Community College Athletic Association)

2024 (Fr.): Did not play for Ohlone College

Burlington (Prospect League)

Summer 2025: Played seven games for the Burlington Bees... batted .212 with seven hits, seven runs and two RBIs.

CAREER STATS

YR.	TEAM	GP	GS	AVG	OPS	RB	R	H	2B	3B	HR	RBI	BB	SO
2026	Harper	49	48	.429	.817	161	62	69	9	3	5	31	19	27
2025	Burlington	7	-	.212	.509	33	7	7	0	0	0	2	3	3
2025	Harper	47	44	.333	.799	147	42	49	4	2	1	18	8	26
COLLEGE TOTALS		96	92	.383	.983	308	104	118	13	5	7	49	27	53
SUMMER TOTALS		7	-	.212	.509	33	7	7	0	0	0	2	3	3



PLAYERS

ROCKFORD STAFF



Jack Kerpan | RHP | St. Ambrose University (IA)

Height	Weight	Bat/Throw	Year
6'2	190	R/R	JR

College: St. Ambrose (NAIA)
 DOB: November 17, 2004 (21 y/o)
 Hometown: Grayslake, IL
 High School: Grayslake North



BIO

2026 RIVERS

St. Ambrose University (NAIA)

2026 (Jr.): Appeared in 13 games, starting one... had a 1-1 record with three saves... struck out 26 batters in 21.1 IP... allowed 21 earned runs... didn't allow a hit in three appearances across the season... recorded saves in three of four appearances from March 21st to April 3rd... went 2.2 innings with four strikeouts and one earned run against St. Xavier [4/7]... pitched two hitless and scoreless innings with four strikeouts against Viterbo [3/28]

HISTORY AND RECORDS

Rock Valley College (NJCAA DII)

2025 (So.): Appeared in seven games, starting three... had 1-1 record in 11.1 IP, while striking out 12... did not allow an extra base hit

OPPONENTS

GAME LOG

DATE	OPP	W/L	IP	H	R	ER	BB	K	P#	FINAL
6/4	KEN	-	2.0	1	2	1	4	2	58	4-3 L
5/31	BC	-	1.0	3	2	1	0	1	25	11-6 W
5/27	TVC	L	0.1	0	4	4	4	0	22	9-4 L
5/25	KEN	-	1.0	0	0	0	1	1	20	8-6 W

2026 STATLINE: 4 APP, 0-1, 12.46 ERA, 4.1 IP, 4 H, 6 ER, 9 BB, 4 K

TEAM INFO

CAREER STATS

YR.	TEAM	APP	GS	CG	W-L	ERA	IP	H	R	ER	BB	K	WHIP	SV
2026	St. Ambrose	13	1	0	1-1	8.46	22.1	23	22	21	16	26	1.75	3
2025	Lakshore	7	3	0	1-1	8.74	11.1	11	15	11	8	12	1.71	1
CAREER TOTALS		20	4	0	2-2	8.67	33.2	34	37	32	24	38	1.75	4



**Dasaan Lee | C | Morton College (IL)**

Height	Weight	Bat/Throw	Year
6'0	210	R/R	SO

College: Morton College (NJCAA)

DOB: March 16th, 2006 (20 y/o)

Hometown: Monee, IL

High School: De La Salle

**BIO****Morton College (NJCAA):**

2026 (So.): Appeared in 48 games... batted .276 with 42 hits, 46 runs and 40 RBIs... added 10 home runs... tied for the team lead in triples with three... had 10 multi hit games... went 3/3 with two doubles and five RBI against Rays Collegiate Post Grad (3/1)... went 3/3 with six runs scored, two triples and two walks in a 31-8 blowout against Kennedy-King College (3/8)... had home runs in three straight games from 3/21-3/23

2025 (Fr.): Appeared in 50 games... had a .271 batting average with 45 hits and 35 RBI... had 12 extra base hits with three home runs

CAREER STATS

YR.	TEAM	GP	GS	AVG	OPS	AB	R	H	2B	3B	HR	RBI	BB	SO
2026	Morton	48	-	.276	.936	152	46	42	9	3	10	40	20	19
2025	Morton	50	-	.271	.731	166	22	45	9	0	3	35	22	21
CAREER TOTALS		98	-	.274	.829	318	68	87	18	3	13	75	42	40



PLAYERS

ROCKFORD STAFF



River Lindsey | OF | Bradley University (IL)

Height	Weight	Bat/Throw	Year
6'1	210	L/L	JR

College: Bradley University (MVC)
 DOB: September 22, 2004 (21 y/o)
 Hometown: Muskego, WI
 High School: New Berlin Eisenhower



BIO

2026 RIVERS

Bradley (Missouri Valley Conference)

2026 (Jr.): Appeared in 23 games with seven starts during his first season on The Hilltop ... hit .212 with seven hits, three RBI and six runs scored ... drew one walk, reached base three times by hit-by-pitch and added two stolen bases ... contributed defensively with 10 putouts, one assist and a perfect 1.000 fielding percentage.

Rock Valley College (NJCAA DII)

2025 (So.): Appeared in 12 games for the Golden Eagles, hitting .282 with a .383 on-base percentage and a .487 slugging percentage... totaled 11 hits, including one double and four home runs, while driving in seven runs and drawing six walks... played at Rock Valley in 2024

Wisconsin Rapids Rafters (Northwoods League)

Summer 2025: Appeared in six games... batted .350 in 20 at bats with seven hits, six runs and added his only career home run... had the fifth-best batting average among all Wisconsin batters throughout the season... went 2/4 with a run scored against Green Bay (8/4)... went 2/3 with two runs scored, two RBIs and his first-career home run

Badlands Big Sticks (Northwoods League)

Summer 2024: Appeared in 14 games... recorded six hits and eight runs with two RBIs... went 3/4 with two runs scored and an RBI against Mankato (7/21)

High School/Personal: Played at New Berlin Eisenhower High School in Wisconsin under head coach Nick Wycklendt ... earned a varsity letter in 2023 ... posted a .386 batting average, .475 on-base percentage and .518 slugging percentage as a senior... son of Jim and Gina Lindsey ... has two siblings, Skyler and Sawyer ... cousin, Rob Oertel, played tennis at UW-Stout and later coached at Denver, Indiana State and Eastern Kentucky.

HISTORY AND RECORDS

OPPONENTS

TEAM INFO

CAREER STATS

YR.	TEAM	GP	GS	AVG	OPS	AB	R	H	2B	3B	HR	RBI	BB	SO
2026	Bradley	23	7	.212	.507	33	6	7	0	0	0	3	1	10
2025	Wisconsin RR	6	-	.350	1.050	20	6	7	1	0	1	3	4	0
2025	Rock Valley	12	12	.282	.870	39	8	11	6	1	0	7	1	4
2024	Badlands	14	-	.158	.462	38	8	6	0	0	0	2	6	14
COLLEGE TOTALS		35	19	.250	.706	72	14	18	6	1	0	10	2	14
SUMMER TOTALS		20	-	.224	.668	58	14	13	1	0	1	5	10	14



**Brady Louck | LHP | Arizona State University**

Height	Weight	Bat/Throw	Year
5'10	180	L/L	JR

College: Arizona State (Big 12)
 DOB: October 5th, 2004 (21 y/o)
 Hometown: Plainfield, IL
 High School: Plainfield

**BIO****Arizona State University (Big 12):**

2026 (Jr.): Pitched in eight games, all out of the bullpen... 5.40 ERA in 5.0 IP... allowed 10 hits and three earned runs... had seven strikeouts to just one walk... only allowed an earned run in two appearances... only went a full inning once, but tied a season-high with two strikeouts against West Virginia (3/28)

Florida State University (ACC):

2025 (So.): Pitched in nine games, all in relief... had a 3.86 ERA in 11.2 IP... added 10 strikeouts... had five scoreless appearances... went a season-long three innings with two strikeouts and just one earned run against Jacksonville (4/1)... in his next appearance, he had a season-high three strikeouts against Florida (4/8)

2024 (Fr.): Pitched in 14 games, starting four... earned a 1-1 record... had a 7.06 ERA in 21.2 IP... had 27 strikeouts and 17 earned runs... had six scoreless appearances... didn't allow a run in his first three career appearances... went a career-long 3.2 IP with a career-high six strikeouts against Jacksonville (4/2)... earned his only career win with 1.2 IP and two strikeouts against Pittsburgh (5/12)... Named All-ACC Academic Team and ACC Academic Honor Roll

High School/Personal: Graduated from Plainfield East High School in Plainfield, Illinois... Ranked the No. 1 left-handed pitcher in Illinois by Perfect Game... Was an All-State selection in 2021 and an All-Region selection in 2021 and 2022... Selected to the 2023 Central Region First Team... Led high school to first-ever state championship in 2021, striking out 12 batters in the state semifinals... Member of the USA Prime National Team... Also played golf in high school

CAREER STATS

YR.	TEAM	APP	GS	CG	W-L	ERA	IP	H	R	ER	BB	K	WHIP	SV
2026	Arizona State	8	0	0	0-0	5.40	5.0	10	4	3	1	7	3.40	0
2025	Florida State	9	0	0	0-0	3.86	11.2	5	5	5	7	10	1.07	0
2024	Florida State	14	4	0	1-1	7.06	21.2	27	18	17	15	27	1.98	0
CAREER TOTALS		31	4	0	1-1	5.91	38.1	42	27	25	23	44	1.71	0



PLAYERS

ROCKFORD STAFF



Goby Neville | OF | Paradise Valley CC (AZ)

Height	Weight	Bat/Throw	Year
6'1	188	L/R	FR

College: Paradise Valley CC (NJCAA)
 DOB: December 13, 2006 (19 y/o)
 Hometown: Glendale, AZ
 High School: Mountain Ridge



BIO

2026 RIVETS

Paradise Valley Community College (NJCAA)

2026 (Fr.): Appeared in 49 games... batted .313 with 57 hits, 30 runs and 21 RBIs... his 15 doubles and five triples led Paradise Valley... second on team in hits and batting average... went 2/2 with two doubles and an RBI against Colorado Northwestern CC (1/30... went 3/6 with two RBIs against Chandler-Gilbert CC (2/7)... went 3/4 with a double, home run and 2 RBIs against Scottsdale CC (3/18)

HISTORY AND RECORDS

CAREER STATS

YR.	TEAM	GP	GS	AVG	OPS	AB	R	H	2B	3B	HR	RBI	BB	SO
2026	Paradise Valley	49	-	.313	.855	182	30	57	15	5	2	21	16	36
CAREER TOTALS		49	-	.313	.855	182	30	57	15	5	2	21	16	36

OPPONENTS

TEAM INFO

**Bryce Nevils | OF | John A. Logan CC (IL)**

Height	Weight	Bat/Throw	Year
6'1	205	R/R	R-50

College: John A. Logan (NJCAA)
 DOB: September 19, 2004 (21 y/o)
 Hometown: South Holland, IL
 High School: Brother Rice

**BIO****John A. Logan Community College (NJCAA I)**

2026 (R-Sr.): Appeared in 58 games... batted .456 with 94 hits, 95 RBIs and 21 home runs... tied for the most walks [43] on John A. Logan... second most hits, RBIs and home runs... lost to Wabash Valley in the Region 24 Championship... had 22 multi hit games, seven with 4+... 13 3+ RBI games, seven with 5+... five multi HR games... only seven hitless games... went 3/4 with five RBIs, a double and a home run against McHenry County College [2/28]... four days later, he went 3/3 with six RBIs and two home runs against Vincennes University [3/3]... went 5/6 with seven RBIs and three home runs against Wabash Valley College [4/14]... went 4/6 with seven RBIs and three home runs against Wabash Valley College [4/21]

2025 (R-Fr.): Appeared in 49 games... batted .371 with 63 hits and 53 RBIs... tied second on the team in HR [9]... went 3/3 with five RBIs and a home run against South Suburban College [2/24]... went 4/5 with four RBIs, a double and a home run against Kaskaskia College [3/14]

Western Kentucky University (CUSA)

2024 (Fr.): Redshirted

High School/Personal: Lettered three times in baseball ... All-State Team member ... Two-time All-Area Team member ... Selected to the Chicago Catholic League (CCL) Blue Team... Son of Michelle, an accountant and Brian, who works in HVAC ... Has five older siblings, Brittani, LaKeyia, Brian, Brian Jr., and Brandon, and two younger siblings Brent and Brianna ... Majoring in exercise science ... Biggest thrill in sports is "bringing the juice everyday" ... His favorite athlete is Bryce Harper because it is enjoyable watching him play ... His father had the biggest influence on his athletic career because his father works hard every day, so he wants to follow his footsteps and always work hard ... Nickname is Bruce.

CAREER STATS

YR.	TEAM	GP	GS	AVG	OPS	RB	R	H	2B	3B	HR	RBI	BB	SO
2026	John A. Logan	58	-	.456	1.388	206	79	94	16	1	21	95	43	35
2025	John A. Logan	49	-	.371	1.043	170	43	63	9	3	9	53	17	29
CAREER TOTALS		107	-	.418	1.253	376	122	157	25	4	30	148	60	64



PLAYERS

ROCKFORD STAFF



Caleb Rhodes | 1B | Olive-Harvey CC (IL)

Height	Weight	Bat/Throw	Year
6'2	240	L/L	SO

College: Olive-Harvey CC (NJCAA)
DOB: April 8, 2004 (22 y/o)
Hometown: Streamwood, IL
High School: James B. Conant



BIO

2026 RIVERS

Olive-Harvey CC (NJCAA DI)

2026 (So.): Appeared in 38 games... batted .466 which was second most in the NJCAA Region 4... recorded 48 hits, 45 runs and 51 RBIs with 13 home runs... added 19 stolen bases... led Olive-Harvey in hits, runs, doubles (8), home runs, RBIs, stolen bases and OPS (1.549)... only struck out five times... had 18 multi hit games... went 4/5 with a double, a home run, three runs scored and five RBIs against Kennedy-King College (3/12)... went 3/3 with a double, two runs and two RBIs against Morton College (5/4)... earned NJCAA Region 4 Division 1 Player of the Year

HISTORY AND RECORDS

2025 (Fr.): Appeared in 38 games... batted .464 which was second nationally in the NJCAA Region 4... had 52 hits, 33 runs and 37 RBIs... led his team in hits, RBIs, and OPS (1.270)

Sanford River Rats (Florida Collegiate Summer League)

Summer 2025: Appeared in three games... did not record a hit in six at bats

OPPONENTS

CAREER STATS

YR.	TEAM	GP	GS	AVG	OPS	AB	R	H	2B	3B	HR	RBI	BB	SO
2026	Olive-Harvey	38	-	.466	1.549	103	45	48	8	0	13	51	32	5
2025	Sanford	3	-	.000	.000	6	0	0	0	0	0	0	0	1
2025	Olive-Harvey	38	-	.464	1.270	112	33	52	12	0	4	37	19	10
COLLEGE TOTALS		76	-	.465	1.404	215	78	100	20	0	17	88	51	15
SUMMER TOTALS		3	-	.000	.000	6	0	0	0	0	0	0	0	1

TEAM INFO

**Ammon Shaul | LHP | Gateway CC (AZ)**

Height	Weight	Bat/Throw	Year
6'5	185	L/L	R-FR

College: Gateway CC (NJCAA)
 DOB: April 25, 2006 (20 y/o)
 Hometown: Las Vegas, NV
 High School: Delta Academy

**BIO****Gateway Community College (NJCAA)**

2026 (R-Fr.): Pitched three games with no starts... recorded 2.1 IP... had five strikeouts and six earned runs

2025 (Fr.): Pitched eight games two no starts... earned a 1-2 record in 19.2 IP... had 18 earned runs and strikeouts... ended with a 8.24 ERA... had a season-high five strikeouts in two innings against Chandler-Gilbert CC (2/7)... season-high 4.1 IP and tallied two strikeouts on five walks, while allowing two hits and no earned runs


CAREER STATS

YR.	TEAM	APP	GS	CG	W-L	ERA	IP	H	R	ER	BB	K	WHIP	SV
2026	Gateway	3	0	0	0-0	23.14	2.1	3	7	6	9	5	5.14	0
2025	Gateway	8	2	0	1-2	8.24	19.2	19	22	18	20	18	1.98	0
CAREER TOTALS		11	2	0	1-2	9.82	22.0	22	29	24	29	23	2.32	0



PLAYERS

ROCKFORD STAFF



Ryan Sigale | LHP | Gateway CC (AZ)

Height	Weight	Bat/Throw	Year
5'10	185	L/L	R-JR

College: Augustana (CCIW)
 DOB: September 23, 2004 (21 y/o)
 Hometown: Boilingbrook, IL
 High School: Neuqua Valley



BIO

Augustana College (College Conference of Illinois and Wisconsin)
 2026 (Jr.): Made two appearances, one start with Augustana... in 1.1 IP, allowed six hits, five runs, three earned... struck out and walked a single batter...

Lincoln Trail College (NJCAA Division I)
 2025 (So.): 11 appearances, two starts... had 24.0 IP with a 1-2 record... allowed 30 hits, 24 earned runs and struck out 19... 9.00 ERA

College of Dupage (NJCAA Division III)
 2024 (Fr.): NJCAA All-Academic (2nd team)... Appeared in 14 games with one start... 7.96 ERA and 1-1 record... Struck out 19, issued 13 BBs in 26 IP

CAREER STATS

YR.	TEAM	APP	GS	CG	W-L	ERA	IP	H	R	ER	BB	K	WHIP	SV
2026	Augustana	2	1	0	0-0	20.25	1.1	6	5	3	1	1	5.25	0
2025	Lincoln Trail	11	2	0	1-2	9.00	24.0	30	33	24	23	19	2.21	0
2024	Dupage	14	1	0	1-1	7.96	21.1	17	10	6	9	18	1.58	3
CAREER TOTALS		27	4	0	2-3	6.43	46.2	53	48	33	33	38	1.86	3


2026 RIVETS

HISTORY AND RECORDS

OPPONENTS

TEAM INFO




Rowan Smyth | LHP | Lewis University (IL)

Height	Weight	Bat/Throw	Year
5'9	145	L/L	FR

College: Lewis University (GLVC)
 DOB: January, 17th, 2007 (19 y/o)
 Hometown: Evergreen Park, IL
 High School: Evergreen Park


BIO
Lewis University (Great Lakes Valley Conference)

2026 (R-Fr.): Made nine appearances on the mound... had a 7.88 ERA... had 10 strikeouts and seven earned runs in 8.0 IP... made one save... had one strikeout in two-thirds innings and earned the save against Drury (3/15)... had four strikeouts in 1.1 IP against William Jewell (3/20)... took two at bats across 11 games at the plate... both at bats, one hit and two RBIs came against Trinity Christian College (4/14)

PITCHING STATS

YR.	TEAM	APP	GS	CG	W-L	ERA	IP	H	R	ER	BB	K	WHIP	SV
2026	Lewis	9	0	0	0-0	7.88	8.0	6	7	7	10	10	2.00	1
CAREER TOTALS		9	0	0	0-0	7.88	8.0	6	7	7	10	10	2.00	1

HITTING STATS

YR.	TEAM	GP	GS	AVG	DPS	AB	R	H	2B	3B	HR	RBI	BB	SO
2026	Lewis	11	0	.500	1.167	2	1	1	0	0	0	2	1	0
CAREER TOTALS		9	0	0	0-0	7.88	8.0	6	7	7	10	10	2.00	1



PLAYERS

ROCKFORD STAFF



Anthony Sorrentino | RHP | Roosevelt University (IL)

Height	Weight	Bat/Throw	Year
6'1	190	R/R	GR

College: Roosevelt (GLIAC)
 DOB: September 19, 2002 (23 y/o)
 Hometown: Burr Ridge, IL
 High School: Lyons Township



BIO

Roosevelt University [Great Lakes Intercollegiate Athletic Conference]
 2026 (Gr.): Appeared in 14 games, starting seven... had a 0-5 record after in 45.1 IP, with 32 strikeouts and 39 earned runs... ranked second on the team in strikeouts... pitched a season high seven innings with a season high six strikeouts and allowed just two earned runs against Davis & Elkins (3/2)

Lewis University [Great Lakes Valley Conference]
 2025 (Sr.): Appeared in seven games, pitching just 4.2 IP with four strikeouts... never went beyond one inning

2024 (Jr.): Appeared in just three games with one start and 2.2 IP... earned the Delahanty Award from 2024-2022, which is presented annually to Lewis University student-athletes who maintain a cumulative GPA of 3.25 or higher...

2023 (So.): Pitched 10 games on the mound, starting seven... had 18 strikeouts in 24.0 IP and had a 2-0 record... pitched 5.0 innings with four strikeouts and two earned runs against Notre Dame College (3/7)... struck out five in four full innings against Southwest Baptist (4/28)

2022 (Fr.): Appeared in 11 games, starting eight... went 2-2 in his decisions... had a 5.56 ERA with 27 strikeouts in 34.0 IP... pitched four scoreless innings with four strikeouts against Concordia-St. Paul (3/6)... went 6.0 innings with five strikeouts against Southern Indiana (4/24)

2026 RIVERS

HISTORY AND RECORDS

OPPONENTS

TEAM INFO

CAREER STATS

YR.	TEAM	APP	GS	CG	W-L	ERA	IP	H	R	ER	BB	K	WHIP	SV
2026	Roosevelt	14	7	0	0-5	7.74	45.1	53	52	39	38	32	2.02	0
2025	Lewis	7	0	0	0-0	15.43	4.2	10	10	8	6	4	3.81	0
2024	Lewis	3	1	0	0-0	23.62	2.2	5	7	7	3	1	3.64	0
2023	Lewis	10	7	0	2-0	7.13	24.0	26	23	19	22	18	2.00	0
2022	Lewis	11	8	0	2-2	5.56	34.0	29	24	21	21	27	1.47	0
CAREER TOTALS		45	23	0	4-7	7.68	110.2	123	116	94	90	82	1.93	0



**Matthew Steinberg | RHP | Manhattan University (NY)**

Height	Weight	Bat/Throw	Year
6'3	185	R/R	FR

College: Manhattan (MARC)
 DOB: April 08, 2007 (19 y/o)
 Hometown: Saint Charles, Illinois
 High School: St. Charles East

**BIO**

Manhattan (Metro Atlantic Athletic Conference)

2026 (Fr.): Pitched in 13 games and started three... earned a loss in his only result... had 15 strikeouts along with 24 earned runs in 23.2 IP... earned a save with one scoreless inning against University of Maryland Eastern Shore (3/1)... season-high four strikeouts in 2.1 IP against Merrimack (3/28)... season-high 3.1 IP, allowing four hits and one earned run while striking out three against Iona (5/14)

CAREER STATS

YR.	TEAM	APP	GS	CG	W-L	ERA	IP	H	R	ER	BB	K	WHIP	SV
2026	Manhattan	14	4	0	0-1	8.33	27.0	38	27	25	21	18	2.19	1
CAREER TOTALS		14	4	0	0-1	8.33	27.0	38	27	25	21	18	2.19	1



PLAYERS

Alex Tabbert | INF | Harper College (IL)



Height	Weight	Bat/Throw	Year
5'8	160	R/R	SO

College: Harper College (NJCAA)
DOB: September 11, 2005 (20 y/o)
Hometown: Arlington Heights, IL
High School: Prospect



BIO

Harper College (NJCAA DII)

2026 (So.): Appeared in 50 games, starting 48... hit .367 with 59 hits, 46 runs and 28 RBIs... third most hits, fourth most runs among Hawks batters... tied for team lead in triples (4)... had a 12-game hit streak from 4/9-4/24... batted .400 with 22 hits on that stretch... had seven games with three or more hits... went 3/4 with two runs, a double, a triple and two RBIs against Morton College (3/20)... had a triple and three RBIs against Milwaukee Area Technical (4/17)... walked four times and scored five times against Kankakee Community College (4/21)... went 4/5 with two runs against Kankakee Community College (5/8)

2025 (Fr.): Appeared and started in 19 games... batted .534 with 31 hits, 18 runs and 19 RBIs in 58 at bats... had a nine-game hit streak and batted .750 over that stretch (21/28)... had six games with three or more hits... went 6/8 with five runs and three RBIs in the series against Illinois Central College (3/27)

CAREER STATS

YR.	TEAM	GP	GS	AVG	OPS	RB	R	H	2B	3B	HR	RBI	BB	SO
2026	Harper	50	48	.362	.952	163	46	59	8	4	2	28	25	28
2025	Harper	19	19	.534	1.155	58	18	31	2	0	0	19	8	8
CAREER TOTALS		69	67	.407	1.005	221	64	90	10	4	2	47	33	36

ROCKFORD STAFF

2026 RIVERS

HISTORY AND RECORDS

OPPONENTS

TEAM INFO


Tommy Townsend | OF | Xavier University (OH)

Height	Weight	Bat/Throw	Year
6'4	230	L/L	JR

College: Xavier (Big East)
 DOB: February 16th, 2005 (21 y/o)
 Hometown: Sycamore, Illinois
 High School: Sycamore


BIO
Xavier (Big East)

2026 (Jr.): Appeared in 40 games, started 23... batted .235 with 24 hits, 18 runs and 19 RBIs... his eight home runs were fourth on the Musketeers... his .520 SLG% was the second-best on the team... went 2/4 with a double, a home run, two runs scored and four RBIs against St. John's (4/26)

Butler (Big East)

2025 (So.): Played in 44 games, making 39 starts... Split time between outfield, first base and designated hitter... Recorded 37, four doubles, two triples and 11 home runs... Ranked second on the team in walks (31)... Ranked sixth on the team in batting average (.268)... Had 10 multi-hit games... Opened the year with eight RBIs over his first four game... Came up with a season-high four-hit game vs. Norfolk State that included a double and two runs scored (2/22)... Went 3/5 with a home run, a double, two RBIs and two runs scored vs. St. John's (5/15)

2024 (Fr.): Played in 14 games, making eight starts at designated hitter... batted .250 with eight hits, nine runs and six RBIs... Hit the first home run of his collegiate career at Ball State (5/7)... Ended that game 2/4 from the plate with two RBIs

Rockford (Northwoods)- 3rd season

Summer 2025: Appeared in 43 games for the Rivets, which ranked fourth on the team... batted .310 with 44 hits, 30 runs and 39 RBIs... led the team in RBIs and tied for the lead in doubles (11) with Tate Shimao... ranked second in hits and third in runs and home runs (3)... had two hits in seven of 10 games from July 1-July 9... went 3/4 with a home run and 4 RBIs against Royal Oak (7/19)... had three hits the following night against Kenosha (7/20)

Summer 2024: Appeared in 38 games and three playoff games... batted .267 with 36 hits, 31 RBIs and 16 runs... tied fifth during the regular season in RBIs... his three home runs were tied sixth on the team... began the season on a 10-game hit streak (15 hits)... went 3/4 with two doubles, a run scored and 4 RBIs against Royal Oak (6/7)... his first Northwoods League home run was a grand-slam against Kokomo (6/13)... went 3/4 with a home run and three RBIs against Kenosha (6/16)... went 2/3 with three runs scored and two walks in Game 1 of the playoff series against Kalamazoo (8/11)



PLAYERS

TOWNSEND CONTINUED:

High School/Personal: Three-year starter at Sycamore High School playing for head coach Jason Cavanaugh... Three-year varsity letter athlete... Two-time All-Conference selection... Conference MVP... Two-time Offensive Player of the Year... Played for the PAP Mambas club team... Hit .352 as a senior with eight home runs, and 43 RBIs... Hit .434 as a junior with nine home runs, and 40 RBIs... Helped his team win a conference, sectional and super sectional championship... Finished third place in state... Son of Tom and Karen Townsend... Has four siblings; Brooklyn, Tyler, Jess, and Sam

CAREER STATS

YR.	TEAM	GP	GS	AVG	DPS	RB	R	H	2B	3B	HR	RBI	BB	SO
2026	Xavier	40	23	.235	.827	102	18	24	3	1	8	19	10	31
2025	Rockford	43	-	.310	.909	142	30	44	11	1	3	39	28	39
2025	Butler	44	39	.268	.988	138	31	37	4	2	11	38	31	44
2024	Rockford	38	-	.267	.747	135	16	36	4	0	3	31	25	37
	Playoffs	3	-	.273	.701	11	4	3	0	0	0	2	2	1
2024	Butler	14	8	.250	.885	32	9	8	0	1	2	6	6	12
COLLEGE TOTALS		98	70	.254	.919	272	58	69	7	4	21	63	47	87
SUMMER TOTALS		84	-	.288	.826	288	50	83	15	1	6	72	55	77

ROCKFORD STAFF

2026 RIVETS

HISTORY AND RECORDS

OPPONENTS

TEAM INFO

**Zan Von Schlegell | INF | University of St. Thomas (MN)**

Height	Weight	Bat/Throw	Year
5'10	180	R/R	JR

College: St. Thomas (Summit)
DOB: May 1, 2004 (22 y/o)
Hometown: Downers Grove, IL
High School: Saint Viator

**BIO****University of St. Thomas [The Summit League]**

2026 (Jr.): Appeared in 45 games, starting 41... batted .243 with 34 hits, 26 runs and 10 RBIs... went 3/4 with two runs and an RBI against Northern Colorado (3/14)... went 3/4 with three runs scored against North Dakota State (5/14)...

2025 (So.): Appeared in 36 games, making 31 starts... recorded a .295 batting average with eight doubles, three home runs, and 25 RBI... tallied a season-high four hits and three RBI against Omaha (March 14).

2024 (Fr.): Played in 36 games, starting in 33... recorded a .282 batting average, 17 runs, 12 RBI, three doubles and three triples during his freshman campaign... posted two triples in one game against Southern Indiana (March 1)... recorded first collegiate home run at UIC (March 9)... recorded 20 putouts and 44 assists... tallied nine multi-hit games, including career-high four hits on March 1 at Southern Indiana.

High School/Personal: A letter winner in baseball at Saint Viator High School under head coach Terry Beyna... the fifth ranked infielder in Illinois according to Prep Baseball Report... named the 2022 East Suburban Catholic Conference Defensive Player of the Year... selected to all-conference and all-area teams.. Son of Hassan and Valerie von Schlegell... one sibling, Allia... undecided on a major

CAREER STATS

YR.	TEAM	GP	GS	AVG	OPS	AB	R	H	2B	3B	HR	RBI	BB	SO
2026	St. Thomas	45	41	.243	.703	140	26	34	8	2	0	10	24	30
2025	St. Thomas	42	37	.293	.917	133	28	39	11	1	6	37	21	15
2024	St. Thomas	36	33	.282	.743	131	17	37	3	3	1	12	14	36
CAREER TOTALS		123	111	.272	.786	404	71	110	22	6	7	59	59	81



PLAYERS

ROCKFORD STAFF



Davis Webb | LHP | Bradley University (IL)

Height	Weight	Bat/Throw	Year
6'6	260	L/L	JR

College: Bradley University (MVC)
DOB: August 18, 2004 (21 y/o)
Hometown: Tipton, IA
High School: Tipton



BIO

2026 RIVERS

Bradley University (Missouri Valley Conference)

2026 (Jr.): Appeared in 16 games with four starts during his first season on The Hilltop ... Posted a 4-3 record while logging 52.2 innings on the mound ... Led Bradley with 67 strikeouts, ranking eighth in the Missouri Valley Conference in batters struck out ... Held opponents to a .254 batting average and finished the season with a 6.66 ERA ... Recorded a perfect 1.000 fielding percentage in six defensive chances.

HISTORY AND RECORDS

Kirkwood Community College (NJCAA DII)

2025 (So.): Pitched in 15 games, started two, recording 19 innings pitched... struck out 25 batters with 17 earned runs... added a save... had three appearances without allowing an earned run

2024 (Fr.): Did not play

High School/Personal: Four-year varsity letterwinner at Tipton High School in Iowa ... Recorded 16 strikeouts in a playoff win and threw a 16-strikeout no-hitter ... Named First Team All-River Valley Conference and selected to the Quad Cities Times All-Eastern Iowa Baseball Team ... Senior season totals included a .131 opponent batting average, 51 strikeouts and a 2.28 ERA over 27.2 innings ... Junior season featured a .132 opponent batting average, 78 strikeouts and a 3.29 ERA over 38.1 innings ... Also lettered in basketball... Son of Penny and Duane Webb ... Has two sisters, Laura and Sara ... Majoring in Sport Communication at Bradley University.

OPPONENTS

CAREER STATS

YR.	TEAM	APP	GS	CG	W-L	ERA	IP	H	R	ER	BB	K	WHIP	SV
2026	Bradley	16	4	0	4-3	6.66	52.2	51	49	39	44	67	1.82	0
2025	Kirkwood	15	2	0	0-4	8.05	19.0	25	23	17	16	25	2.16	1
CAREER TOTALS		31	6	0	4-7	7.08	71.2	76	72	56	60	92	1.91	1

TEAM INFO





RETURNING RIVETS

BATTERS

	GP	AVG	OPS	AB	R	H	2B	3B	HR	RBI	BB	K
Jackson Forbes	46	.231	.704	156	19	36	10	1	2	28	22	52
Jack Scheri	35	.274	.815	73	19	20	3	0	0	12	21	23
Tommy Townsend	43	.310	.909	142	30	44	11	1	3	39	28	39

PITCHERS

	RPP	GS	CG	W-L	ERA	IP	H	R	ER	BB	K	SV
George Gouriotis	13	0	0	1-2	5.23	31.0	35	19	18	17	21	0



Jackson Forbes
Infielder



George Gouriotis
Right-handed Pitcher



Jack Scheri
Outfielder



Tommy Townsend
Outfielder



HISTORY

AND

RECORDS



NORTHWOODS LEAGUE BY THE YEAR

2016

North Division
Battle Creek Bombers
East Chicago Express
La Crosse Loggers
Manitowish Shredogs
Rochester Rivets
St. Cloud Ice
Thunder Bay Border Cats
Winona Rocks
Wilton Singers

2017

North Division
Battle Creek Bombers
East Chicago Express
La Crosse Loggers
Manitowish Shredogs
Rochester Rivets
St. Cloud Ice
Thunder Bay Border Cats
Winona Rocks
Wilton Singers

2018

North Division
Battle Creek Bombers
East Chicago Express
La Crosse Loggers
Manitowish Shredogs
Rochester Rivets
St. Cloud Ice
Thunder Bay Border Cats
Winona Rocks
Wilton Singers

2019

North Division
Battle Creek Bombers
East Chicago Express
La Crosse Loggers
Manitowish Shredogs
Rochester Rivets
St. Cloud Ice
Thunder Bay Border Cats
Winona Rocks
Wilton Singers

2021

North Division
Battle Creek Bombers
East Chicago Express
La Crosse Loggers
Manitowish Shredogs
Rochester Rivets
St. Cloud Ice
Thunder Bay Border Cats
Winona Rocks
Wilton Singers

2022

North Division
Battle Creek Bombers
East Chicago Express
La Crosse Loggers
Manitowish Shredogs
Rochester Rivets
St. Cloud Ice
Thunder Bay Border Cats
Winona Rocks
Wilton Singers

2023

North Division
Battle Creek Bombers
East Chicago Express
La Crosse Loggers
Manitowish Shredogs
Rochester Rivets
St. Cloud Ice
Thunder Bay Border Cats
Winona Rocks
Wilton Singers

2024

North Division
Battle Creek Bombers
East Chicago Express
La Crosse Loggers
Manitowish Shredogs
Rochester Rivets
St. Cloud Ice
Thunder Bay Border Cats
Winona Rocks
Wilton Singers

2025

North Division
Battle Creek Bombers
East Chicago Express
La Crosse Loggers
Manitowish Shredogs
Rochester Rivets
St. Cloud Ice
Thunder Bay Border Cats
Winona Rocks
Wilton Singers

2026

North Division
Battle Creek Bombers
East Chicago Express
La Crosse Loggers
Manitowish Shredogs
Rochester Rivets
St. Cloud Ice
Thunder Bay Border Cats
Winona Rocks
Wilton Singers

Note: 2020 is excluded due to the amount of single-year teams and regional configuration

YEAR-BY-YEAR *Denotes Playoffs*

YEAR	RECORD	PCT	PLACE	GB	1ST HALF	2ND HALF	MANAGER
2025	26-43	.377	6TH	22.0	13-19 (5)	13-24 (6)	CHASE BREWSTER/GRIFFIN SMITH
2024	47-25	.653	1ST	-	26-10 (1)	21-15 (3)	WILL OBERG
2023	45-27	.625	2ND	2.0	20-14 (3)	25-13 (2)	VINCENT TORNICASA
2022	37-35	.514	2ND	8.0	17-19 (5)	20-16 (2)	JT SCARR/TORNICASA
2021	29-41	.414	4TH	15.0	15-20 (4)	14-21 (4)	JT SCARR
2020	16-27	.372	3RD	12.5	-	-	JOSH KEIM
2019	33-39	.458	4TH	19	20-15 (2)	13-24 (5)	JOSH KEIM
2018	28-43	.394	9TH	20.5	18-16 (4)	10-27 (10)	BRIAN SMITH
2017	39-33	.542	3RD	13	17-17 (6)	22-16 (4)	BRIAN SMITH
2016	33-39	.458	5TH	16	17-19 (5)	16-20 (7)	BRIAN SMITH

NOTE: THE NORTHWOODS LEAGUE TRANSITIONED FROM TWO 10-TEAM DIVISIONS TO FOUR FIVE-TEAM DIVISIONS IN 2019

RECORD VS. 2026 OPPONENTS

Team (EST.)	Record	2025	2024	2023	2022	2021	2020	2019	2018	2017	2016
Battle Creek (07')	51-41	8-4	5-3	10-2	6-6	7-5	0NP	7-5	3-5	2-6	3-5
Kalamazoo (14')	49-47	2-10	5-3	7-5	8-4	7-5	0NP	5-7	3-5	3-5	5-3
Kenosha (14')	43-52	4-7	6-6	7-5	5-7	6-6	0NP	6-6	2-6	2-6	5-3
Lakeshore (12')	17-18	0NP	2-2	2-2	0NP	1-3	0NP	0NP	2-5	5-3	5-3
Madison (01')	17-23	2-2	1-3	0NP	1-3	0NP	0NP	0NP	0NP	0NP	0NP
Richmond (26')	NEW	---	---	---	---	---	---	---	---	---	---
Rochester (94')	3-1	0NP	3-1	0NP	0NP	0NP	0NP	0NP	0NP	0NP	0NP
Royal Oak (24')	11-9	5-7	6-2	---	---	---	---	---	---	---	---
Traverse City (19')	23-44	3-9	4-4	6-6	5-7	1-10	0NP	4-8	---	---	---
Waterloo (95')	3-1	0NP	3-1	0NP	0NP	0NP	0NP	0NP	0NP	0NP	0NP

RECORD BY MONTH

Team (EST.)	Record	2025	2024	2023	2022	2021	2020	2019	2018	2017	2016
MAY	13-14	4-2	3-2	0-3	1-1	1-0	0NP	2-2	2-1	0-2	0-1
JUNE	138-122	9-17	22-7	18-10	14-16	12-17	0NP	17-13	15-14	16-12	15-14
JULY	136-147	11-17	16-12	18-12	16-12	11-17	14-15	10-18	9-18	18-11	13-15
AUGUST	47-69	2-7	7-6	9-2	6-6	5-7	2-12	4-6	2-10	5-9	5-9
	334-355	26-43	48-27	45-27	37-35	29-41	16-27	33-39	28-43	39-34	33-39





2025 RIVETS STATS

ROCKFORD STAFF

BATTING	AVG	HR	RBI	R	OBP	OPS	PITCHING	W-L	ERA	SV	HR	BB	K
Home	.263	27	213	237	.406	.808	Home	15-19	7.91	4	22	253	244
Road	.230	12	173	188	.371	.684	Road	11-24	6.28	5	18	211	203
vs. BC	.271	7	94	97	.386	.806	vs. BC	7-5	5.32	2	4	55	88
vs. KZO	.239	2	52	58	.380	.670	vs. KZO	2-10	11.57	1	10	97	51
vs. KEN	.220	3	53	61	.377	.672	vs. KEN	4-7	8.27	1	17	91	73
vs. LAK	DNP	-	--	--	---	---	vs. LAK	DNP	---	-	--	--	--
vs. MAD	.246	7	26	28	.346	.795	vs. MAD	2-2	6.94	1	1	28	16
vs. RMD	DNP	-	--	--	---	---	vs. RMD	DNP	---	-	-	--	--
vs. ROC	DNP	-	--	--	---	---	vs. ROC	DNP	---	-	-	--	--
vs. RO	.249	10	70	77	.385	.761	vs. RO	5-7	6.14	1	1	81	93
vs. TVC	.220	5	50	57	.368	.696	vs. TVC	3-9	5.25	2	1	65	71
vs. WAT	DNP	-	--	--	---	---	vs. WAT	DNP	---	-	-	--	--

2026 RIVETS

	AVG	RB	HR	RBI		AVG	RB	HR	H
Leadoff	.243	489	8	75 ^(RANK)	Leadoff	.299	455	6	136
Runners On	.253	1210	20	205	Runners On	.299	1293	21	386
Bases Loaded	.248	117	4	115	Bases Loaded	.296	125	1	37
RISP	.251	789	15	193	RISP	.276	879	15	243
RISP, 2 Out	.238	366	4	55	RISP, 2 Out	.247	401	4	99

2025 NWL STANDINGS

Great Lakes East Division

Traverse City ^{IV}	49-22 [28-9], ---- GB
Kalamazoo ²	37-35 [20-17], 12.5 GB
Royal Oak	35-37 [18-18], 14.5 GB
Battle Creek	33-39 [13-24], 16.5 GB
Kenosha	31-40 [17-19], 18.0 GB
Rockford	26-43 [13-24], 22.0 GB

Great Lakes West Division

Wausau ^V	46-23 [25-9], ---- GB
Madison	44-25 [25-10], 2.0 GB
Green Bay ⁴	42-28 [20-17], 4.5 GB
Fond du Lac	32-40 [15-23], 15.5 GB
Lakeshore	28-44 [15-21], 19.5 GB
Wisconsin Rapids	22-49 [9-27], 25.0 GB

Great Plains East Division

Duluth ^V	45-27 [23-14], ---- GB
Waterloo	42-30 [21-17], 3.0 GB
Thunder Bay	40-30 [19-17], 4.0 GB
La Crosse ²	38-33 [16-22], 6.5 GB
Eau Claire	32-39 [19-19], 12.5 GB
Rochester	18-54 [10-26] 27.5 GB

Great Lakes West Division

St. Cloud ¹	47-22 [21-15], ---- GB
Badlands	41-29 [25-11], 0.5 GB
Mankato ^V	38-32 [21-16], 6.0 GB
Willmar	38-33 [16-18], 10.0 GB
Minot	28-44 [16-20], 17.0 GB
Bismarck	18-54 [10-25] 18.0 GB

X- First Half Winner // V- Second Half Winner // 2- Overall Record Playoff Spot

Overall Record

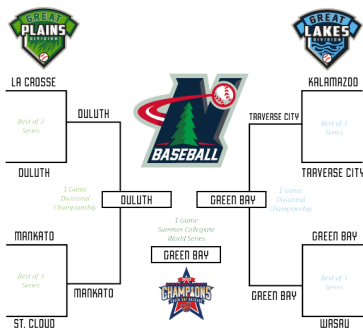
Traverse City	49-22 [28-9]
St. Cloud Rox	47-22 [21-15]
Wausau	46-23 [25-9]
Duluth	45-27 [23-14]
Madison	44-25 [25-10]
Green Bay	42-28 [20-17]
Waterloo	42-30 [21-17]
Badlands	41-29 [25-11]
Thunder Bay	40-30 [19-17]
Mankato	38-32 [21-16]
Willmar	38-33 [16-18]
La Crosse	38-33 [16-22]
Kalamazoo	37-35 [20-17]
Royal Oak	35-37 [18-18]
Battle Creek	33-39 [13-24]
Eau Claire	32-39 [19-19]
Fond du Lac	32-40 [15-23]
Kenosha	31-40 [17-19]
Minot	28-44 [16-20]
Lakeshore	28-44 [15-21]
Rockford	26-43 [13-24]
Wisconsin Rapids	22-49 [9-27]
Bismarck	18-54 [10-25]
Rochester	18-54 [10-26]

HISTORY AND RECORDS

OPPONENTS

TEAM INFO

NORTHWOODS LEAGUE | PLAYOFFS





2025 ROCKFORD RIVETS SCHEDULE

05/26	vs. TVC	W 2-1	07/23	@ TVC	L 2-3
05/27	vs. TVC	W 10-3	07/25 [1]	@ KZO	L 1-10
05/28	@ GB	W 11-8	07/25	@ KZO	L 7-12
05/29	@ GB	L 4-5	07/26	vs. BC	W 13-11
05/31 [1]	@ WIR	W 8-3	07/27	vs. BC	L 7-8
05/31	@ WIR	L 5-6	07/29	vs. KEN	W 5-3
06/01	@ KEN	L 2-8	07/31	@ BC	W 3-1
06/02	vs. KEN	W 14-9	08/01	@ BC	W 9-4
06/03	vs. KZO	L 1-17	08/02	vs. KZO	L 5-14
06/05	@ TVC	W 11-2	08/03	vs. KZO	L 2-3
06/06	@ TVC	L 2-9	08/04	@ TVC	L 5-6
06/07	@ RO	W 12-5	08/05	@ TVC	L 3-9
06/08	@ RO	W 6-5	08/06	vs. BC	W 7-0
06/09	@ MAD	L 2-6	08/07	vs. BC	L 6-8
06/10	vs. MAD	W 8-4	08/08	vs. KEN	L 6-22
06/12	@ BC	W 5-1	08/09	@ KEN	L 8-12
06/13	@ BC	L 10-13			
06/14	vs. RO	L 0-3			
06/15	vs. RO	W 9-4			
06/16	@ MAD	W 10-1			
06/17	vs. MAD	L 8-17			
06/19	vs. TVC	L 7-13			
06/20	vs. TVC	L 7-8			
06/21	@ BC	L 9-10			
06/22	@ BC	L 3-5			
06/23	vs. WIR	W 13-12			
06/24	vs. WIR	L 6-7			
06/25	vs. KEN	L 2-6			
06/27	@ RO	L 2-11			
06/28	@ RO	L 6-11			
06/29	vs. RO	L 2-14			
06/30	vs. RO	L 6-9			
07/01	@ KEN	W 6-4			
07/02 [1]	vs. KEN	W 6-5			
07/02	vs. KEN	L 4-13			
07/03	vs. BC	W 9-8			
07/04	vs. BC	W 17-12			
07/05	@ RO	L 3-9			
07/06	@ RO	L 5-9			
07/07	@ KZO	L 3-14			
07/08 [1]	@ KZO	L 4-6			
07/08	@ KZO	L 4-8			
07/09	@ KZO	W 10-6			
07/11	vs. TVC	L 6-10			
07/12 [1]	vs. KZO	L 9-27			
07/12	vs. KZO	L 5-9			
07/13	vs. KZO	W 7-6			
07/18	vs. RO	W 18-3			
07/19	vs. RO	W 8-4			
07/20	@ KEN	L 3-12			
07/21	@ KEN	L 5-6			
07/22	@ TVC	L 0-4			
07/22	@ TVC	L 2-6			

HOME SPLITS

Battle Creek // 4-2
 Green Bay // DNP
 Kalamazoo // 1-5
 Kenosha // 3-3
 Madison // 1-1
 Royal Oak // 3-3
 Traverse City // 2-3
 Wisconsin // 1-1

Total // 15-18

AWAY SPLITS

Battle Creek // 3-3
 Green Bay // 1-1
 Kalamazoo // 1-5
 Kenosha // 2-3
 Madison // 1-1
 Royal Oak // 2-4
 Traverse City // 1-6
 Wisconsin // 0-2

Total // 11-25



YEAR-END STATISTICS

2025 ROCKFORD RIVETS- 26-43 (13-19/13-24) | 6th in GLE

ROCKFORD STAFF

2026 RIVETS

HISTORY AND RECORDS

OPPONENTS

TEAM INFO

BATTING	G	AVG	OPS	AB	R	H	2B	3B	HR	RBI	BB	K	SB/CS
Aguilera, Julian	12	.125	.329	48	2	6	0	0	0	8	5	6	1/0
Alberts, Andrew	1	0	.500	1	0	0	0	0	0	0	1	0	0/0
Alderman, Chandler	1	0	0	0	0	0	0	0	0	0	0	0	1/0
Allen, Zeb	11	.419	1.207	43	10	18	2	2	2	16	2	5	8/2
Allred, Gus	1	0	0	0	1	0	0	0	0	0	0	0	0/0
Appino, Joey	8	.233	.761	30	8	7	2	0	1	4	1	7	6/0
Archila, Dominic	6	.059	.297	17	2	1	0	0	0	2	3	2	0/0
Battles, Kelvin	1	0	0	0	0	0	0	0	0	0	0	0	0/0
Belcher, Nolan	28	.240	.807	75	8	18	7	0	2	18	11	14	0/0
Blaise, Byron	8	.167	.542	6	1	1	0	0	0	1	2	3	1/0
Blalock, Jayce	31	.186	.614	118	18	22	4	0	5	26	10	30	2/0
Bowman, Harrison	25	.306	.949	85	21	26	6	0	4	21	17	16	1/0
Caldwell, Brex	1	0	0	1	0	0	0	0	0	0	0	1	0/0
Climie, Cade	17	.258	.733	62	10	16	4	0	2	9	4	20	3/0
Cohn, Cooper	5	.250	.650	4	0	1	0	0	0	2	1	1	0/0
Cunningham, Conner	22	.304	.836	79	11	24	6	0	0	12	15	20	0/4
Czech, Ean	11	.179	.520	28	5	5	1	0	0	6	5	4	6/0
Delgado, Ethan	11	.188	.688	16	2	3	0	0	0	2	9	3	4/2
Edwards, Cole	1	.250	.500	4	0	1	0	0	0	0	0	1	0/0
Felix, Kolby	25	.202	.659	84	19	17	3	0	1	14	19	27	9/1
Flores, Sam	15	.294	.869	51	14	15	1	0	2	8	11	5	2/1
Forbes, Jackson	46	.231	.704	156	19	36	10	1	2	28	22	52	9/2
Forbes, Joe	10	.379	.940	29	9	11	3	0	0	9	4	10	3/0
Girtz, Drew	16	.288	.766	52	11	15	5	0	0	6	8	7	6/0
Hinson, Cooper	30	.276	.673	116	18	32	5	0	1	16	8	17	1/4
Hirschfeld, Kenny	10	.176	.510	34	4	6	0	0	0	2	7	6	0/0
Jones, WT	15	.219	.672	32	7	7	1	0	0	4	11	11	0/1
Jones, Cal	19	.259	.730	54	11	14	2	1	0	6	10	16	2/2
Malzone, RJ	18	.288	.752	52	8	15	1	0	1	7	7	14	1/0
Mittelman, Lance	6	.167	.472	18	3	3	1	0	0	1	2	1	0/0
Mowry, Collin	18	.230	.682	61	11	14	4	0	1	9	5	17	3/1
Paxton, Will	1	.500	1.167	2	1	1	0	0	0	0	1	0	0/0
Scheri, Jack	35	.274	.815	73	19	20	3	0	0	12	21	23	6/4
Shimao, Tate	46	.346	.949	162	39	56	11	1	2	25	32	31	1/1
Sweeney, Sean	6	.174	.443	23	2	4	0	0	0	3	3	4	1/0
Taylor, Gavin	31	.220	.834	91	20	20	6	1	3	20	32	34	0/0
Taylor, Collin	27	.213	.702	80	12	17	10	0	0	15	20	25	0/0
Thompson, Ny'zaiah	55	.194	.680	124	32	24	1	0	3	14	41	48	26/2
Townsend, Tommy	43	.310	.909	142	30	44	11	1	3	39	28	39	1/0
Uchytil, John	15	.205	.525	44	9	9	0	0	0	6	8	8	0/1
Waid, Ty	22	.158	.646	76	19	12	2	0	3	7	17	33	1/0
Walta, Carlos	4	.000	.077	12	1	0	0	0	0	0	1	7	0/0
Worthman, Adison	20	.158	.715	38	8	6	4	0	1	8	7	18	2/0
TOTAL	69	0.246	0.745	2223	425	547	116	7	39	386	411	586	107/28





2025 ROCKFORD RIVETS CONT.

2026 ROCKFORD RIVETS MEDIA GUIDE

PITCHING	G	GS	CG	W-L	SV	IP	H	R	ER	BB	K	ERA	WHIP	OPP BA
Adams, Aiden	10	6	0	1-1	0	34.0	46	41	38	34	25	10.06	2.35	.336
Alberts, Andrew	5	5	1	2-2	0	29.2	24	14	10	21	22	3.03	1.52	.224
Alderman, Chandler	3	3	0	1-0	0	14.1	9	7	7	9	14	4.40	1.26	.184
Allred, Gus	17	2	0	4-1	0	32.1	46	26	22	12	17	6.12	1.79	.359
Baker, Brennan	7	4	0	0-2	0	21.0	20	22	16	31	13	6.86	2.43	.260
Battles, Kelvin	2	0	0	0-0	0	2.0	2	1	1	5	2	4.50	3.50	.333
Bell, Hunter	3	0	0	0-1	0	5.1	6	7	7	7	7	11.81	2.44	.300
Binder, Mason	2	1	0	0-0	0	5.1	8	7	3	4	1	5.06	2.25	.400
Blaise, Byron	1	0	0	0-0	0	3.0	2	0	0	1	0	0.00	1.00	.200
Bowers, Hawk	7	3	0	2-2	0	17.2	19	25	21	18	14	10.70	2.09	.292
Brady, Connor	4	0	0	1-0	1	9.0	6	9	8	9	3	8.00	1.67	.207
Caldwell, Brex	4	0	0	0-0	0	5.0	6	4	4	8	1	7.20	2.80	.333
Catrambone, Ben	6	1	0	2-3	0	10.0	16	9	7	5	10	6.30	2.10	.390
Cercello, Danny	12	7	0	2-3	1	34.0	37	40	35	30	21	9.26	1.97	.285
Clark, Connor	6	1	0	0-1	1	9.1	9	7	7	7	9	6.75	1.71	.243
Cohn, Cooper	1	0	0	0-1	0	2.0	3	1	1	0	2	4.50	1.50	.429
Conn, Porter	9	0	0	0-0	0	12.1	12	8	7	17	17	5.11	2.35	.261
Cooper, Braydon	7	0	0	0-0	0	6.1	11	9	9	4	3	12.79	2.37	.367
Dixon, Tim	3	0	0	0-0	0	5.2	3	3	3	8	3	4.76	1.94	.158
Dooley, Kaleb	2	0	0	0-1	0	2.0	5	10	10	4	1	45.00	4.50	.455
Easton, Alex	1	0	0	0-0	0	1.1	4	5	5	1	2	33.75	3.75	.500
Edwards, Cole	7	3	0	0-2	1	17.2	22	11	9	8	11	4.58	1.70	.328
Gaston, James Davis	7	3	0	0-3	0	12.2	18	24	24	17	10	17.05	2.76	.367
Gibson, Jake	10	0	0	0-1	0	13.2	22	23	17	17	5	11.20	2.85	.407
Girtz, Drew	2	1	0	0-0	0	7.0	3	1	1	7	5	1.29	1.43	.143
Gouriotis, George	13	0	0	1-2	0	31.0	35	19	18	17	21	5.23	1.68	.297
Guest, Luke	6	1	0	0-0	0	10.2	14	12	9	12	6	7.59	2.44	.341
Horkan, Ty	2	0	0	0-0	0	2.2	7	11	11	5	2	37.13	4.50	.467
Howard, Liam	3	0	0	0-1	0	6.2	11	8	8	6	5	10.80	2.55	.367
Johnston, Wesley	6	2	0	0-3	1	14.0	19	19	16	4	11	10.29	1.64	.322
Jones, WT	2	0	0	0-0	0	1.1	1	0	0	1	1	0.00	1.50	.200
Kinkaid, Charlie	4	2	0	1-1	0	11.1	18	8	7	12	11	5.56	2.65	.400
Linas, Alexander	9	5	0	1-3	0	22.1	19	16	11	18	23	4.43	1.66	.232
Mittelman, Lance	11	2	0	1-2	1	29.0	39	29	27	23	16	8.38	2.14	.331
Motes, Gideon	7	0	0	0-0	0	8.1	11	13	11	12	7	11.88	2.76	.314
Paxton, Will	6	0	0	0-2	1	14.2	12	10	10	6	9	6.14	1.23	.231
Raineri, Kaysen	5	5	0	1-0	0	25.2	21	14	9	10	23	3.16	1.21	.219
Shimao, Tate	1	0	0	0-0	0	1.0	1	2	0	1	1	0.00	2.00	.250
Smith, Tate	5	1	0	0-1	0	5.0	6	12	9	13	8	16.20	3.80	.353
Storey, Jake	4	3	0	2-1	0	17.1	16	5	2	2	25	1.04	1.04	.239
Strmiska, Caleb	5	0	0	0-0	0	8.1	9	10	10	4	6	10.80	1.56	.265
Tarini, Reece	9	4	0	2-2	1	31.2	28	13	10	12	26	2.84	1.26	.248
Townsend, Tommy	3	1	0	0-0	0	4.2	5	1	0	3	5	0.00	1.71	.263
Vanrider, Aidan	2	1	0	0-1	0	1.1	4	6	6	2	1	40.50	4.50	.667
Wagley, Aidan	8	0	0	1-0	1	15.0	17	12	12	15	15	7.20	2.13	.298
Waid, Ty	3	2	0	1-0	0	9.0	9	4	3	2	7	3.00	1.22	.265
TOTAL	69	69	1	26-43	9	583.2	661	538	461	464	447	7.11	1.93	.296



YEAR-END STATISTICS

2024 ROCKFORD RIVETS- 47-25 (26-10^W/21-15) | 1st in GLE

ROCKFORD STAFF

2026 RIVETS

HISTORY AND RECORDS

OPPONENTS

TEAM INFO

BATTING	G	AVG	OPS	RB	R	H	2B	3B	HR	AB	BB	K	SB/CS
Atkinson, Tommy	4	.231	.584	13	1	3	0	0	5	3	5	1/0	
Atkinson, Bobby	42	.280	.888	150	36	42	6	0	6	41	38	18	6/2
Bakes, Brayden	46	.314	.886	188	58	59	15	2	2	33	36	26	10/3
Bakes, Ryan	27	.260	.934	96	29	25	6	1	5	18	18	28	2/0
Barone, Nick	36	.336	.889	122	26	41	8	1	1	18	23	25	6/1
Cabeza, Sebastian	5	.250	.650	12	2	3	0	0	0	2	2	1	1/0
Contreras, Daniel	21	.288	.772	80	14	23	4	1	1	21	8	11	0/0
Couchman, Will	9	.129	.519	31	3	4	2	0	0	5	7	9	3/0
Dahlberg, Ivan	8	.227	.906	22	3	5	0	0	2	8	6	6	0/1
Demarco, Nick	33	.254	.827	122	31	31	13	0	2	13	19	34	14/0
Flaherty, Matt	8	.231	.722	26	2	6	1	0	2	6	0	11	0/0
Headrick, Cain	9	.412	.991	34	5	14	1	0	1	10	3	6	0/0
Hondras, Tre	8	.188	.526	32	8	6	1	0	0	5	6	9	3/2
Jackson, Marquis	6	.091	.401	22	6	2	0	0	0	0	3	13	0/0
Konopiots, Tony	20	.176	.486	74	10	13	4	0	0	11	7	21	2/1
Koszewski, Mike	20	.263	.720	76	18	20	5	0	0	14	15	7	2/1
Lemke, Peter	1	.000	.000	1	0	0	0	0	0	0	0	1	0/0
Lopez, Isaac	27	.238	.678	101	27	24	6	0	0	14	20	13	4/0
Martinez, Nick	4	.167	.536	12	3	2	1	0	0	1	2	1	0/0
Mihalakis, Maddox	45	.429	1.250	170	52	73	19	5	8	61	34	26	8/1
Mizrahi, Zach	1	.000	.000	1	0	0	0	0	0	0	0	0	0/0
Mock, Logan	27	.303	.759	109	23	33	5	0	1	26	13	13	2/0
Morgan, Wyatt	11	.351	.873	37	9	13	2	0	0	5	9	6	2/0
Nelson, J.R.	26	.310	.788	100	22	31	4	0	0	19	22	6	5/2
Newman, Scott	46	.253	.798	146	39	37	7	3	4	31	27	56	5/1
Schupmann, Kyle	30	.368	1.047	117	34	43	7	4	4	36	16	21	8/1
Slanker, Ben	3	.286	.571	7	0	2	0	0	0	1	0	3	0/0
Snell, Ryan	6	.188	.784	16	4	3	0	0	1	2	6	6	1/1
Spence, Lucas	18	.203	.610	64	13	13	2	0	1	8	10	15	2/1
Taylor, RJ	14	.250	.701	52	8	13	3	1	0	13	6	9	1/2
Tinajero, Nick	1	.000	1.000	0	0	0	0	0	0	1	1	0	0/0
Townsend, Tommy	38	.267	.747	135	16	36	4	0	3	31	25	37	1/2
Whitcomb, Mack	3	.250	.739	8	2	2	1	0	0	1	2	2	0/0
White, Bradley	9	.080	.361	25	5	2	0	0	0	0	6	8	4/0
Williams, Tj	20	.275	.713	80	19	22	1	1	0	8	17	11	11/2
Wolf, Griffin	7	.208	.595	24	3	5	1	0	0	3	4	11	0/0
Zalewski, Cade	26	.290	.873	93	21	27	6	0	3	24	17	35	0/0
Zebig, Jack	23	.270	.843	89	24	24	5	0	3	17	23	20	1/1
TOTAL	72	.282	.820	2487	576	702	140	19	50	511	454	530	105/25





2024 ROCKFORD RIVETS CONT.

PITCHING	G	GS	CG	W-L	SV	IP	H	R	ER	BB	K	ERA	WHIP	OPP BA
Acevedo, Nico	5	0	0	1-0	0	8.1	11	7	6	5	6	6.48	1.92	.344
Amos, Bryce	9	0	0	0-2	0	7.2	12	15	13	7	4	15.26	2.48	.375
Benjamin, Tre	2	2	0	0-0	0	7.0	6	3	2	2	5	2.57	1.14	.250
Bestul, Austin	7	0	0	1-0	0	12.0	14	5	5	6	15	3.75	1.67	.304
Calvert, Ryan	8	0	0	0-0	0	9.2	13	11	10	11	10	9.31	2.48	.310
Cothran, Jake	13	1	0	2-1	0	23.1	24	16	13	9	25	5.01	1.41	.270
Dailey, Colin	3	0	0	1-0	1	5.0	5	3	3	5	5	5.40	2.00	.263
Day, Alex	11	2	0	1-0	1	22.2	22	17	16	18	18	6.35	1.76	.256
Fields, Nick	8	0	0	0-0	0	11.2	10	5	5	3	5	3.86	1.11	.238
Foley, Lucas	4	4	0	2-0	0	12.2	6	2	2	8	9	1.42	1.11	.146
Green, Jake	8	1	0	1-0	0	15.0	11	9	9	17	11	5.40	1.87	.200
Hise, Zach	4	1	0	0-0	0	7.0	3	1	1	0	5	1.29	0.43	.130
Hussey, Ryan	2	1	0	0-0	0	2.2	4	6	5	5	4	16.88	3.38	.333
Jones, Evan	8	0	0	1-1	2	10.2	6	4	2	3	20	1.69	0.84	.158
Koszewski, Mike	1	0	0	0-0	0	0.2	0	0	0	1	1	0.00	1.50	.000
Lemke, Peter	2	1	0	0-1	0	5.0	8	10	7	1	3	12.60	1.80	.400
Leverton, Luke	10	0	0	3-0	0	16.1	16	7	7	5	17	3.86	1.29	.254
Lin, Eric	9	0	0	2-1	3	11.0	3	5	5	7	25	4.09	0.91	.083
Longshore, Zach	10	10	0	4-2	0	50.1	53	32	26	16	36	4.65	1.37	.285
Mihalakis, Alexander	6	0	0	0-0	0	11.0	7	3	3	3	10	2.45	0.91	.194
Mizrahi, Zach	2	0	0	0-0	0	2.2	1	0	0	0	2	0.00	0.38	.111
Morel, Christian	13	1	0	2-2	0	26.1	17	8	7	8	31	2.39	0.95	.179
Morse, Michael	7	0	0	0-0	0	10.0	17	11	11	12	8	9.90	2.90	.378
Nohos, Cameron	9	1	0	1-0	1	12.2	10	5	3	9	12	2.13	1.50	.213
Oglesby, Hayden	8	0	0	1-0	0	13.2	12	12	10	7	11	6.59	1.39	.245
Olson, Luke	6	6	0	2-3	0	21.2	24	19	17	10	21	7.06	1.57	.270
Petrey, Dylan	5	5	0	3-0	0	24.2	19	10	9	14	25	3.28	1.34	.209
Potteiger, Jack	9	0	0	3-1	2	14.2	11	6	4	4	19	2.45	1.02	.204
Rapier, Adrian	1	0	0	0-0	0	1.1	0	0	0	1	2	0.00	0.75	.000
Rice, Bracken	8	1	0	0-2	0	14.2	19	8	8	6	5	4.91	1.70	.328
Rybarczyk, Tresdon	2	2	0	0-1	0	5.2	12	10	6	4	3	9.53	2.82	.462
Sampson, Mitchel	11	0	0	0-0	0	13.2	11	5	5	23	11	3.29	2.49	.234
Sanchez, Aaron	4	2	0	2-0	0	12.0	5	2	1	3	14	0.75	0.67	.128
Sarver, Joel	4	0	0	0-0	0	6.2	4	2	2	2	10	2.70	0.90	.174
Sayles, Braden	2	2	0	1-1	0	6.0	9	4	4	2	3	6.00	1.83	.360
Seaman, Carson	5	5	0	1-1	0	24.0	26	15	12	6	22	4.50	1.33	.277
Sell, Ryan	2	0	0	0-0	0	2.2	3	3	3	6	3	10.13	3.38	.300
Semon, Nick	13	2	0	1-2	0	18.0	29	27	23	16	20	11.50	2.50	.372
Sea, Mj	3	2	0	0-0	0	5.0	6	8	7	5	5	12.60	2.20	.316
Southern, Landen	8	7	0	2-0	0	35.0	28	14	11	17	42	2.83	1.29	.224
Spence, Lucas	2	0	0	0-0	0	2.0	5	3	3	2	2	13.50	3.50	.556
Storti, Carter	2	1	0	0-0	0	6.2	8	7	6	2	4	8.10	1.50	.308
Straub, Patrick	8	0	0	1-1	1	8.2	8	7	7	5	7	7.27	1.50	.242
Tinajero, Nick	1	0	0	0-0	0	2.0	0	1	1	5	2	4.50	2.50	.000
Touma, Lukas	5	3	0	0-0	0	10.0	12	11	11	12	13	9.90	2.40	.308
Uber, Jake	12	0	0	1-0	1	15.0	14	12	11	5	19	6.60	1.27	.250
Vaisvila, Max	9	1	0	3-0	0	16.0	18	14	12	10	15	6.75	1.75	.281
Wajda, Jack	3	3	0	1-2	0	10.2	16	14	14	7	5	11.81	2.16	.356
Wathen, Noah	5	5	0	2-1	0	20.0	18	10	10	14	12	4.50	1.60	.243
White, Bradley	1	0	0	0-0	0	1.1	1	5	3	4	0	20.25	3.75	.200
Wibbenmeyer, Adam	6	0	0	0-0	0	12.0	7	6	5	10	6	3.75	1.42	.179
Wiley, Quinlan	3	0	0	0-0	0	4.0	14	16	13	2	3	29.25	4.00	.560
Woll, Max	1	0	0	1-0	0	2.0	1	0	0	0	1	0.00	0.50	.167
TOTAL	72	72	0	47-25	12	631.0	619	436	379	365	592	5.41	1.56	.260

2026 ROCKFORD RIVETS MEDIA GUIDE





YEAR-END STATISTICS

2024 ROCKFORD RIVETS PLAYOFFS- 1-2

BATTING	G	AVG	DPS	RB	R	H	2B	3B	HR	RBI	BB	K	SB/CS
Atkinson, Bobby	3	.182	.582	11	3	2	0	0	0	1	4	2	0/0
Contreras, Daniel	2	.250	.583	8	1	2	0	0	0	0	1	2	0/0
Couchman, Will	3	.385	.890	13	3	5	1	0	0	3	1	4	0/0
Dahlberg, Ivan	1	.500	1.667	4	2	2	2	0	0	5	1	1	0/0
Hondras, Tre	3	.125	.425	8	0	1	0	0	0	1	2	3	1/0
Koszewski, Mike	3	.182	.582	11	3	2	0	0	0	1	3	1	1/0
Morgan, Wyatt	1	.000	.250	3	1	0	0	0	0	0	1	1	0/0
Nelson, J.R.	3	.385	.928	13	3	5	1	0	0	7	1	2	1/0
Townsend, Tommy	3	.273	.701	11	4	3	0	0	0	2	2	1	0/0
White, Bradley	1	.000	1.000	0	0	0	0	0	0	0	0	0	0/0
Williams, Tj	3	.455	1.145	11	6	5	1	0	0	4	4	1	1/0
Zalewski, Cade	3	.250	.733	12	1	3	1	0	0	2	1	4	0/0
TOTAL	3	.286	.779	105	27	30	6	0	0	26	21	22	4/0

PITCHING	G	GS	CG	W-L	SV	IP	H	R	ER	BB	K	ERA	WHIP	OPP BA
Acevedo, Nico	1	0	0	0-0	0	2.0	5	5	5	1	0	22.50	3.00	.455
Amos, Bryce	1	0	0	0-0	0	1.0	3	1	0	0	1	0.00	3.00	.600
Benjamin, Tre	1	1	0	1-0	0	4.0	8	6	2	1	1	4.50	2.25	.421
Girtz, Drew	1	0	0	0-1	0	2.0	3	3	1	1	1	4.50	2.00	.429
Lemke, Peter	1	1	0	0-0	0	1.0	2	2	2	2	0	18.00	4.00	.400
Mizrahi, Zach	1	0	0	0-0	0	2.1	2	1	0	2	4	0.00	1.71	.222
Olson, Luke	2	0	0	0-0	0	3.0	3	0	0	1	2	0.00	1.33	.250
Rybarczyk, Tresdon	1	0	0	0-0	0	3.0	4	3	3	3	2	9.00	2.33	.400
Southern, Landen	1	1	0	0-1	0	4.0	6	8	7	5	4	15.75	2.75	.353
Uber, Jake	1	0	0	0-0	0	0.2	3	2	2	0	1	27.00	4.50	.600
Wibbenmeyer, Adam	2	0	0	0-0	0	3.0	2	0	0	0	3	0.00	0.67	.182
TOTAL	3	3	0	1-2	0	26.0	41	31	22	16	19	7.62	2.19	.369

ROCKFORD STAFF

2026 RIVETS

HISTORY AND RECORDS

OPPONENTS

TEAM INFO





2024 PLAYOFFS



GREAT LAKES Sub-Division Series

Kalamazoo Growlers over Rockford 2-1

GAME 1	1	2	3	4	5	6	7	8	9	R	H	E
RFD	1	1	0	3	0	0	0	2	0	7	7	3
KZO	3	3	0	0	3	0	2	1	X	12	13	1

W: Donny Tober L: Landon Southern | Time: 3:14 Attendance: 786

GAME 1	1	2	3	4	5	6	7	8	9	R	H	E
KZO	0	0	5	1	0	0	0	3	2	11	17	5
RFD	2	0	6	0	5	4	1	0	X	18	16	2

W: Tre Benjamin L: Ben Reimers | Time: 3:19 Attendance: 771

GAME 1	1	2	3	4	5	6	7	8	9	R	H	E
KZO	2	1	2	0	0	1	2	0	0	8	3	1
RFD	2	0	0	1	1	0	0	0	0	2	6	0

W: Tanner Ware L: Drew Girtz | Time: 2:44 Attendance: 425



Sub-Divisional Series (Best of 3)

St. Cloud over Wilmar 2-1
La Cross over Duluth 2-0

Kalamazoo over Rockford 2-1
Madison over Wausau 2-1

Divisional Championship (1 Game)

Kalamazoo over Madison 3-2
Lacrosse over St.Cloud 8-1



Summer Collegiate World Series (1 Game)

Kalamazoo over La Cross 8-7



YEAR-END STATISTICS

2023 ROCKFORD RIVETS- 45-27 (20-14/25-13) | 2nd in GLE

ROCKFORD STAFF

2026 RIVETS

HISTORY AND RECORDS

OPPONENTS

TEAM INFO

BATTING	G	AVG	OPS	RB	R	H	2B	3B	HR	AB	BB	K	SB/CS
Allen, Conner	29	.228	.729	92	17	21	4	0	2	15	15	29	2/2
Allen, Dustin	23	.198	.625	91	14	18	3	1	2	18	11	18	0/3
Baker, Drew	10	.167	.703	24	4	4	0	0	1	4	6	8	0/0
Belo, Bryan	2	.000	.200	4	0	0	0	0	0	0	0	3	0/0
Bennevendo, Reuben	4	.364	.864	11	1	4	0	0	0	2	4	3	0/0
Bishop, David	29	.342	.823	111	23	38	6	0	0	13	12	10	9/1
Carver, RJ	12	.270	.696	37	5	10	2	0	0	3	5	13	0/0
Connors, Joel	2	.000	.333	4	1	0	0	0	0	0	2	2	0/0
Coty, Dylan	6	.000	.154	11	1	0	0	0	0	1	1	5	2/1
Delaney, Andrew	29	.294	.777	102	21	30	6	0	1	9	14	18	6/3
Demarco, Nick	60	.243	.783	214	40	52	10	0	7	35	34	40	10/1
Duhon, Braden	57	.295	.741	220	38	65	6	3	0	38	34	27	18/5
Eltoft, Bennett	18	.254	.746	67	11	17	4	0	1	11	14	12	1/0
Harper, Aaron	32	.270	.692	100	14	27	2	0	1	17	18	24	4/1
Hartl, Ben	9	.231	.870	26	3	6	3	0	0	3	9	6	0/0
Henkle, RJ	22	.243	.748	70	15	17	4	1	0	11	20	24	4/1
Ince, Jeffrey	12	.172	.480	29	5	5	1	0	0	2	4	8	2/0
Jones, Charlie	4	.167	.750	6	4	1	0	0	0	1	5	0	1/0
Jouras, Noah	8	.417	1.075	24	4	10	1	1	0	7	4	5	1/1
Juran, Adam	17	.255	.769	55	6	14	5	0	1	10	4	7	1/0
Lindwedel, Tony	27	.213	.638	80	14	17	3	0	0	7	16	22	2/2
Malcom, John	9	.231	.714	26	8	6	1	0	0	2	10	8	1/0
Mebane, Matthew	49	.244	.701	180	30	44	9	0	3	39	29	60	7/0
Morgan, Wyatt	26	.289	.824	83	14	24	5	0	1	19	19	9	2/1
Quagliano, Coltin	10	.207	.613	29	7	6	0	0	1	3	3	7	4/0
Rinehart, Jace	27	.240	.664	96	13	23	4	1	1	25	11	15	0/0
Roberts, Carson	29	.217	.634	92	14	20	2	0	1	18	20	16	0/0
Scheri, Jack	39	.313	.787	128	28	40	5	0	0	16	20	23	9/2
Summerhill, Brendan	18	.290	.873	62	20	18	3	2	0	11	17	11	7/3
Vincent, Bryce	6	.231	.620	13	2	3	1	0	0	4	1	0	2/0
Walker, Khalil	40	.283	.776	138	30	39	5	1	2	29	21	14	10/1
White, Bradley	40	.311	.914	106	28	33	7	5	0	23	28	28	17/3
Williams, Tj	15	.364	.815	44	11	16	0	0	0	3	7	10	4/2
Wilson, Bradley	7	.167	.452	18	1	3	0	0	0	2	3	8	0/0
TOTAL	73	.264	.744	2393	447	631	102	15	25	401	421	493	126/32





2023 ROCKFORD RIVETS CONT.

PITCHING	G	GS	CG	W-L	SV	IP	H	R	ER	BB	K	ERA	WHIP	OPP BA
Adorno, Jeremy	5	5	0	2-1	0	23.2	12	8	7	20	15	2.66	1.35	.152
Bell, Jack	11	5	0	1-1	1	36.1	29	22	18	12	27	4.46	1.13	.221
Bradford, Parker	1	0	0	0-0	0	1.0	1	0	0	1	0	0.00	2.00	.333
Calvert, Ryan	14	0	0	2-2	1	22.0	14	11	10	17	22	4.09	1.41	.184
Catrambone, Ben	8	0	0	0-0	1	8.2	7	6	6	10	11	6.23	1.96	.241
Coffman, Beau	10	0	0	5-0	0	20.1	12	5	4	10	14	1.77	1.08	.169
Connors, Joel	2	2	0	0-0	0	3.1	5	7	6	8	2	16.20	3.90	.357
Connors, Luke	4	0	0	0-0	0	4.2	3	2	2	2	9	3.86	1.07	.176
Cox, Cylis	8	0	0	0-1	0	11.2	10	8	8	6	12	6.17	1.37	.233
Davis, Jacob	11	0	0	3-0	1	17.1	10	6	4	18	15	2.08	1.62	.179
Delleman, Ian	5	0	0	0-1	0	6.0	5	2	2	3	7	3.00	1.33	.217
Demarco, Nick	7	2	0	0-0	0	9.1	5	5	3	6	6	2.89	1.18	.161
Floyd, Spencer	4	0	0	0-0	0	2.1	2	6	6	7	1	23.14	3.86	.222
Gaudio, Christopher	4	4	0	1-2	0	14.1	14	11	6	10	7	3.77	1.67	.264
Hartman Jr., Jake	16	1	0	1-1	0	22.0	13	13	13	23	28	5.32	1.64	.181
Henninger, Tommy	4	4	0	1-0	0	14.2	13	10	8	15	11	4.91	1.91	.245
Hutto, Ty	7	7	0	2-2	0	33.2	27	23	21	23	29	5.61	1.49	.235
Ince, Jeffrey	2	0	0	0-0	0	1.2	3	1	1	1	0	5.40	2.40	.429
Johnson, Tanner	10	2	0	0-1	0	22.0	20	14	12	15	8	4.91	1.59	.244
Jones, Evan	5	0	0	1-0	1	5.1	1	1	1	3	8	1.69	0.75	.063
Juran, Adam	1	0	0	0-0	0	1.0	2	1	1	0	0	9.00	2.00	.400
Kempe, Zach	11	1	0	2-0	1	13.0	12	16	16	24	18	11.08	2.77	.250
Knight, Carson	10	2	0	0-1	0	18.0	11	7	5	19	16	2.50	1.67	.196
Leverton, Luke	6	1	0	1-0	0	9.0	8	1	1	1	13	1.00	1.00	.229
Marley, Gavin	10	0	0	1-0	0	10.1	13	10	9	10	11	7.84	2.23	.317
Mccallister, Cale	7	4	0	2-1	0	25.0	28	11	11	8	23	3.96	1.44	.289
Mebane, Matthew	4	0	0	0-0	0	3.1	5	9	9	6	4	24.30	3.30	.333
Morse, Michael	6	4	0	2-3	0	22.0	25	14	11	11	10	4.50	1.64	.291
Murray, Simon	14	0	0	2-0	0	22.2	27	13	11	14	28	4.37	1.81	.303
Neff, Andrew	2	0	0	0-1	0	1.0	1	5	3	5	2	27.00	6.00	.250
Nohos, Cameron	14	0	0	0-0	3	15.2	8	6	6	16	19	3.45	1.53	.154
Rogers, Mitch	5	1	0	0-0	0	9.1	8	8	6	13	7	5.79	2.25	.229
Schapiro, Calvin	5	5	0	1-1	0	14.2	14	10	8	6	17	4.91	1.36	.250
Schneider, Cade	6	0	0	0-0	0	4.1	4	2	2	8	3	4.15	2.77	.250
Sears, Brett	5	5	0	4-0	0	29.0	13	2	2	3	32	0.62	0.55	.140
Sitarz, Gavin	2	2	0	1-1	0	10.1	8	4	4	7	4	3.48	1.45	.216
Southern, Landen	7	6	0	4-0	0	35.2	22	8	6	15	41	1.51	1.04	.179
Storm, Ethan	5	5	0	0-4	0	21.1	26	21	20	10	15	8.44	1.69	.299
Vaisvila, Max	4	0	0	0-0	2	7.1	2	0	0	2	6	0.00	0.55	.083
Vollmert, Nick	16	2	0	4-0	2	47.1	38	16	13	22	48	2.47	1.27	.226
Wajda, Jack	16	1	0	2-2	1	27.2	23	9	4	8	18	1.30	1.12	.232
Walker, Khalil	1	0	0	0-0	0	2.0	6	1	1	0	0	4.50	3.00	.545
TOTAL	73	71	0	45-26	14	630.1	510	335	287	418	567	4.10	1.47	.226



YEAR-END STATISTICS

2022 ROCKFORD RIVETS- 37-35 (17-19/20-16) | 2nd in GLE

ROCKFORD STAFF

2026 RIVETS

HISTORY AND RECORDS

OPPONENTS

TEAM INFO

BATTING	G	AVG	OPS	RB	R	H	2B	3B	HR	RBI	BB	K	SB/CS
Allen, Conner	23	.211	.670	76	15	16	2	1	1	10	15	23	1/0
Allen, Dustin	28	.283	.762	106	26	30	7	1	0	23	17	13	12/2
Baker, Drew	31	.286	.816	105	18	30	10	0	1	13	16	29	4/0
Bannon, Brandon	37	.309	.788	123	26	38	5	0	0	18	26	20	10/1
Batusich, Ty	2	.167	.500	6	1	1	0	0	0	1	2	4	0/0
Berch, Thaxton	10	.138	.350	29	3	4	0	0	0	9	2	13	0/1
Bilotta, Jake	10	.323	.802	31	10	10	1	0	0	4	5	7	0/0
Brantley, Ben	33	.297	.806	118	18	35	6	0	1	14	26	24	1/1
Brock, Owen	7	.071	.481	14	3	1	0	0	0	0	8	6	0/1
Crittendenberger, Ty	45	.293	.880	167	44	49	8	3	4	32	33	41	28/5
Demarco, Nick	33	.202	.708	114	17	23	4	1	3	17	28	37	4/0
Gazzillo, Gino	5	.125	.451	16	4	2	1	0	0	6	3	5	1/0
Haakenson, Johannes	25	.213	.584	75	15	16	2	0	0	9	13	33	8/1
Hampe, Ryan	13	.222	.714	45	7	10	3	1	1	8	6	11	0/0
Harding, Brody	29	.281	.719	96	13	27	0	0	1	15	17	14	10/4
Ince, Jeffrey	46	.237	.651	131	24	31	6	0	0	14	26	45	10/1
Jimenez, Julian	8	.000	.182	18	0	0	0	0	0	1	3	15	0/0
Juran, Adam	2	.143	.393	7	1	1	0	0	0	0	0	1	0/0
Kerestes, Justin	15	.196	.492	46	4	9	0	0	0	7	7	16	0/0
Klein, Colton	45	.261	.706	157	24	41	7	2	1	25	19	32	4/1
Lawrence, Trent	11	.214	.670	28	8	6	2	0	0	5	7	13	0/0
Lindwedel, Tony	25	.240	.709	75	9	18	4	1	0	11	11	23	0/1
Lorenzo, Giovany	20	.333	.895	63	17	21	2	0	1	14	19	5	0/1
McDonald, Cam	18	.229	.636	70	10	16	2	1	1	14	4	12	4/1
Mebane, Matthew	60	.286	.825	245	42	70	13	3	10	59	19	55	8/2
Parks, Bryson	12	.308	.881	39	10	12	1	0	1	10	7	9	10/1
Prater, Will	5	.400	1.170	20	5	8	1	2	0	7	4	8	1/0
Robertson, Dylan	40	.315	.818	143	29	45	10	0	0	17	23	32	2/2
Rubin, Andrew	3	.000	.143	6	0	0	0	0	0	0	1	1	0/0
Sefcik, Luke	18	.183	.624	60	13	11	3	2	0	11	10	19	2/1
Sheffield, Garrett	10	.273	.830	33	8	9	3	0	0	5	11	16	3/2
Smith, Logan	20	.200	.493	65	8	13	1	0	0	6	5	9	4/0
Stagowski, Joseph	5	.154	.558	13	1	2	2	0	0	3	2	4	2/0
Swords, Ben	6	.238	.558	21	0	5	1	0	0	0	0	6	1/1
Thompson, Ross	1	1.000	2.000	1	0	1	0	0	0	0	0	0	0/0
Vincent, Bryce	14	.184	.466	38	8	7	1	0	0	3	4	5	3/0
Wilhite, Andrew	8	.150	.546	20	5	3	1	0	0	2	5	8	1/0
TOTAL	72	.257	.728	2420	446	621	109	18	26	393	404	614	34/23





2022 ROCKFORD RIVETS CONT.

PITCHING	G	GS	CG	W-L	SV	IP	H	R	ER	BB	K	ERA	WHIP	OPP BA
Angus, Jack	4	1	0	0-1	0	4.2	8	11	9	15	3	17.36	4.93	.421
Bell, Jack	7	1	0	2-1	1	12.2	15	11	10	7	9	7.11	1.74	.294
Caso, Carson	6	0	0	0-1	0	6.2	2	0	0	2	6	0.00	0.60	.091
Castro, Ricky	7	7	0	4-0	0	39.2	34	18	11	9	33	2.50	1.08	.231
Cooper, Cooper Avery	1	0	0	0-0	0	0.1	1	2	2	1	0	54.00	6.00	.500
Crabb, Isaac	7	0	0	0-1	0	8.1	12	16	11	15	6	11.88	3.24	.343
Delagrave, Maguire	4	0	0	0-0	0	8.2	11	6	5	5	3	5.19	1.85	.314
Demarco, Nick	5	3	0	0-1	0	11.1	11	9	8	11	8	6.35	1.94	.250
Evans Jr, Kent	4	2	0	0-1	0	12.1	16	10	7	7	7	5.11	1.86	.314
Fitton, Luke	9	0	0	1-0	2	10.0	15	10	8	5	13	7.20	2.00	.375
Green, Ryan	9	4	0	1-1	0	22.1	24	17	14	16	13	5.64	1.79	.279
Hampe, Ryan	1	0	0	0-0	0	1.0	1	0	0	0	2	0.00	1.00	.250
Hanscom, Jonathon	9	2	0	0-2	0	17.2	16	12	8	13	10	4.08	1.64	.250
Hartman Jr, Jake	8	0	0	1-0	0	9.2	7	2	2	3	13	1.86	1.03	.212
Hopwood, Keaton	3	0	0	0-0	0	1.1	1	5	4	9	2	27.00	7.50	.200
Horvath, Tyler	5	0	0	0-1	0	4.2	4	11	11	9	5	21.21	2.79	.235
Husson, Aaron	14	0	0	1-2	1	21.1	19	16	11	19	25	4.64	1.78	.238
Kempe, Zach	7	0	0	0-2	2	8.0	5	7	7	11	16	7.88	2.00	.172
Knight, Tanner	4	2	0	1-2	0	13.0	11	6	5	6	6	3.46	1.31	.239
Lorenzo, Giovanni	1	0	0	0-0	0	1.0	1	0	0	0	0	0.00	1.00	.250
Malmberg, Nick	3	0	0	1-0	0	4.1	5	3	3	4	3	6.23	2.08	.313
Maloney, Matt	4	0	0	0-0	0	3.2	5	5	3	4	5	7.36	2.45	.294
Mata, David	8	4	0	0-1	1	25.1	20	15	11	11	29	3.91	1.22	.222
Mebane, Matthew	1	0	0	0-0	0	1.0	0	0	0	0	1	0.00	0.00	.000
Mishoulam, Aaron	13	0	0	0-2	1	22.1	25	13	9	15	26	3.63	1.79	.294
Monti, Aaron	2	0	0	0-0	0	2.1	1	2	2	1	0	7.71	0.86	.125
Moore, Jack	11	5	0	0-2	0	26.0	23	19	14	23	23	4.85	1.77	.253
Muns, Alex	2	1	0	1-1	0	8.2	8	3	2	5	5	2.08	1.50	.250
Newman, Jacob	14	0	0	0-1	0	14.1	7	13	9	25	10	5.65	2.23	.156
Pipes, Alex	16	0	0	0-1	3	18.1	9	17	14	25	21	6.87	1.85	.158
Plesac, Frank	4	2	0	1-0	0	12.0	10	3	2	5	10	1.50	1.25	.222
Pundsack, Cal	2	2	0	0-1	0	8.0	11	8	7	1	7	7.88	1.50	.333
Raineri, Anthony	3	0	0	0-1	0	3.2	2	1	0	4	1	0.00	1.64	.154
Reyes Jr, Miguel	4	4	0	3-0	0	22.2	18	10	9	14	21	3.57	1.41	.217
Rubin, Andrew	1	0	0	0-0	0	0.1	0	0	0	0	0	0.00	0.00	.000
Ruen, Noah	16	0	0	3-1	2	29.2	17	9	5	13	33	1.52	1.01	.167
Rybarczyk, Tresdon	8	0	0	1-1	1	15.1	17	10	9	12	8	5.28	1.89	.298
Rybarczyk, Ty	8	8	0	6-1	0	50.2	36	10	9	12	44	1.60	0.95	.206
Sclafani, Michael	4	1	0	0-1	0	10.2	14	12	10	6	10	8.44	1.88	.326
Seebach, Kyle	8	7	0	4-2	0	44.2	40	15	12	20	56	2.42	1.34	.242
Shalley, Tucker	9	0	0	0-1	2	11.2	10	6	5	2	9	3.86	1.03	.227
Smith, Logan	1	0	0	0-0	0	0.0	0	0	0	0	0	0.00	0.00	.000
Thompson, Ross	12	12	0	4-2	0	69.0	76	38	37	22	51	4.83	1.42	.293
Vollmert, Nick	3	3	0	2-0	0	11.2	11	5	5	5	10	3.86	1.37	.244
TOTAL	72	71	0	37-35	16	631.0	579	386	310	392	563	4.42	1.54	.249



YEAR-END STATISTICS

2021 ROCKFORD RIVETS- 29-41 [15-20/14-21] | 4th in GLE

ROCKFORD STAFF

2026 RIVETS

HISTORY AND RECORDS

OPPONENTS

TEAM INFO

BATTING	G	AVG	OPS	RB	R	H	2B	3B	HR	RBI	BB	K	SB/CS
Allison, Charlie	10	.135	.408	37	3	5	0	0	0	0	6	14	0/0
Bannon, Brandon	18	.242	.630	66	9	16	3	0	0	4	8	12	4/1
Beatty, Zack	5	.176	.498	17	1	3	1	0	0	2	2	7	0/0
Benson, Tommy	18	.197	.658	61	13	12	4	0	1	8	14	23	8/0
Bilotta, Jake	10	.229	.499	35	6	8	0	0	0	1	2	7	2/1
Bushnell, Kevin	21	.280	.796	75	8	21	6	0	1	8	11	16	2/0
Cantu, Daniel	31	.277	.868	119	27	33	3	3	4	25	25	30	6/1
Cavanaugh, Jack	10	.316	.736	38	6	12	3	0	0	4	2	9	0/0
Cushing, Jared	34	.239	.683	113	15	27	3	1	1	25	23	29	4/0
DeLuca, Noah	1	.000	.000	1	0	0	0	0	0	0	0	1	0/0
Donahue, Jake	27	.171	.540	70	13	12	0	0	1	12	18	15	7/2
Elliott, Wade	48	.287	.775	171	32	49	11	1	1	34	24	26	4/4
Fuentes, Brian	34	.194	.685	108	21	21	3	0	3	14	32	29	6/0
Fusek, Peter	9	.143	.385	28	6	4	0	0	0	2	4	10	3/1
Goodman, Conner	12	.288	.693	52	5	15	4	0	0	6	3	14	1/0
Greco, Austin	1	.250	.500	4	0	1	0	0	0	1	0	3	1/0
Gutierrez, Daniel	9	.259	.671	27	5	7	0	0	0	3	5	6	1/0
Haakenson, Johannes	25	.190	.591	84	10	16	2	1	1	15	14	32	5/1
Harding, Brody	47	.281	.719	167	23	47	3	1	1	32	27	22	11/3
Hawkins, Tyeler	42	.275	.711	160	33	44	10	2	1	21	9	46	20/2
Herzog, Jared	4	.000	.133	13	1	0	0	0	0	1	2	9	0/1
Kerestes, Justin	5	.333	.945	15	6	5	1	0	0	2	6	0	0/0
Klekamp, Jake	4	.214	.598	14	1	3	1	0	0	0	2	5	0/0
Magill, Grant	25	.203	.509	79	8	16	4	0	0	14	5	14	2/0
Malley, Max	15	.125	.446	40	6	5	2	0	0	4	5	13	3/1
Matulia, Philip	39	.336	1.086	140	38	47	9	6	7	31	28	22	4/4
Mcdonald, Cam	23	.188	.486	85	9	16	3	1	0	8	3	17	2/1
Monque, Joaquin	19	.224	.598	67	7	15	3	0	0	10	10	23	0/3
Mozley, Blake	9	.241	.781	29	8	7	0	0	1	5	10	11	1/0
Noble, Donavan	7	.233	.550	30	4	7	2	0	0	5	1	8	0/0
Page, Shemar	16	.315	.805	54	16	17	1	0	0	6	15	13	3/0
Raffauf, James	1	.000	.000	2	0	0	0	0	0	0	0	1	0/0
Robertson, Dylan	12	.380	.963	41	11	16	3	0	0	8	8	8	1/2
Sanchez, Eli	1	1.000	3.000	1	1	1	1	0	0	0	0	0	0/0
Stengren, Drew	27	.230	.719	74	9	17	1	0	1	3	21	24	0/0
Thompson, Ross	3	.200	.400	5	0	1	0	0	0	0	0	3	0/0
Tucci, Troy	5	.133	.369	15	2	2	0	0	0	0	2	7	0/0
Turner, Cade	1	.000	.000	1	0	0	0	0	0	0	0	1	0/0
Urdaneta, Josue	31	.227	.589	110	14	25	0	1	0	14	17	25	13/3
Vitas, Ben	2	.000	.000	3	1	0	0	0	0	0	0	0	0/0
Wagner, Hruz	2	.000	.000	1	0	0	0	0	0	0	0	1	0/0
Yao-Ming, Chan	2	.000	.000	2	0	0	0	0	0	0	0	1	0/0
Ziegler, Gregory	34	.167	.502	108	14	18	3	0	2	16	12	19	6/1
TOTAL	71	.242	.684	2362	392	571	90	17	25	344	376	576	120/32





2021 ROCKFORD RIVETS CONT.

PITCHING	G	GS	CG	W-L	SV	IP	H	R	ER	BB	K	ERA	WHIP	OPP BA
Armstrong, Jake	12	0	0	1-2	0	24.1	17	12	12	5	19	4.44	0.90	.195
Barnes, Forrest	5	4	0	2-0	0	20.1	21	12	10	13	22	4.43	1.67	.269
Barnett, Bryce	4	3	0	1-3	0	9.2	18	20	20	12	10	18.62	3.10	.400
Beatty, Zack	1	0	0	0-0	0	1.0	2	3	3	4	0	27.00	6.00	.400
Conrad, Chris	1	0	0	0-0	0	2.0	2	1	1	2	2	4.50	2.00	.250
Culley, Ryan	4	4	0	1-3	0	19.1	29	16	12	9	14	5.59	1.97	.363
Deboutte, Bradley	10	0	0	1-0	0	17.2	11	6	3	5	24	1.53	0.91	.190
DeLuga, Noah	10	9	0	1-4	0	32.1	43	34	33	38	26	9.19	2.51	.321
Fusek, Peter	2	0	0	0-0	0	4.1	5	5	5	2	3	10.38	1.62	.278
Golembiewski, Rj	9	0	0	0-0	1	15.1	18	19	15	13	14	8.80	2.02	.295
Green, Ryan	9	2	0	2-1	1	21.0	18	13	7	13	13	3.00	1.48	.231
Henrich, Scott	2	0	0	0-0	0	1.0	2	7	4	8	3	36.00	10.00	.400
Herzog, Jared	13	6	0	0-3	0	40.1	42	33	26	31	22	5.80	1.81	.273
Horvath, Tyler	10	0	0	0-1	0	15.2	12	10	6	12	15	3.45	1.53	.218
Hutchings, Payton	10	9	0	2-3	0	48.1	62	28	25	18	50	4.66	1.66	.318
Lawry, Brendan	8	2	0	2-1	0	22.0	15	20	20	26	19	8.18	1.86	.195
Masters, Seth	2	1	0	0-1	0	6.1	7	6	4	2	2	5.68	1.42	.304
Matulia, Philip	1	0	0	0-0	0	1.0	4	5	0	0	2	0.00	4.00	.571
Mccarty, Keegan	2	0	0	0-0	0	12.0	12	2	2	3	13	1.50	1.25	.267
Mccarty, Keegan	1	1	0	0-1	0	2.1	2	4	4	3	1	15.43	2.14	.222
Mink, Tanner	11	0	0	1-2	0	20.0	18	19	17	19	18	7.65	1.85	.269
O'reilly, Ryan	1	1	0	0-1	0	1.2	8	8	8	1	1	43.20	5.40	.667
Oh, Michael	5	3	0	0-1	0	23.1	28	19	13	9	14	5.01	1.59	.304
Page, Shemar	8	4	0	0-5	0	27.0	38	28	26	16	16	8.67	2.00	.362
Raffauf, James	3	2	0	0-1	0	8.2	11	12	8	9	6	8.31	2.31	.306
Rundberg III, Max	2	1	0	0-1	0	1.2	2	9	8	4	1	43.20	3.60	.333
Rybarczyk, Ty	1	0	0	0-0	0	2.0	1	0	0	0	5	0.00	0.50	.143
Sanchez, Eli	17	0	0	0-0	0	25.0	26	22	17	21	14	6.12	1.88	.271
Shalley, Tucker	19	1	0	4-1	4	23.0	15	9	2	9	26	0.78	1.04	.195
Taft, Jacob	2	0	0	0-0	0	4.1	8	6	6	4	2	12.46	2.77	.400
Taucher, Brett	7	0	0	0-1	0	10.0	7	8	7	4	8	6.30	1.10	.189
Thompson, Ross	9	7	0	3-1	0	45.2	37	13	11	10	29	2.17	1.03	.220
Tucci, Troy	1	0	0	0-0	0	1.0	3	6	3	2	1	27.00	5.00	.500
Turner, Cade	17	0	0	3-0	1	26.0	27	20	17	15	23	5.88	1.62	.270
Vitas, Ben	9	5	0	3-2	0	35.2	45	20	20	11	16	5.05	1.57	.319
Wagner, Hruz	6	0	0	0-1	0	5.1	5	8	8	8	3	13.50	2.44	.263
Warkentien, Jace	5	5	0	2-2	0	31.0	34	19	19	23	26	5.52	1.84	.293
Yao-Ming, Chan	7	0	0	0-0	3	6.2	6	8	8	6	6	10.80	1.80	.240
TOTAL	71	70	0	29-42	10	614.1	661	490	410	390	489	6.01	1.71	.281



YEAR-END STATISTICS

2020 ROCKFORD RIVETS- 16-27 | 3rd in WI-IL East Regional

ROCKFORD STAFF

2026 RIVETS

HISTORY AND RECORDS

OPPONENTS

TEAM INFO

BATTING	G	AVG	OPS	RB	R	H	2B	3B	HR	AB	BB	K	SB/CS
Acosta, Tyler	3	.182	.614	11	1	2	2	0	0	3	1	7	0/0
Beers, Sam	13	.308	.772	39	4	12	2	0	0	9	6	12	0/0
Borgman, Matthew	1	.000	.000	1	0	0	0	0	0	0	0	0	0/0
Carinci, Daniel	20	.246	.624	65	10	16	3	0	1	10	2	17	0/2
Comia, Branden	22	.200	.631	80	17	16	4	0	1	13	17	30	3/2
Conant, Justin	8	.095	.374	21	2	2	1	0	0	2	4	9	1/0
Dembiec, Simon	6	.091	.358	11	0	1	0	0	0	1	3	4	1/0
Dvorak, Jackson	14	.347	.845	49	10	17	0	1	0	5	6	6	1/2
Estep, Chase	19	.250	.782	68	18	17	2	0	3	16	13	19	2/1
Garcia, Christian	1	.000	.500	1	1	0	0	0	0	0	1	0	0/0
Grace, Drew	11	.317	.708	41	8	13	0	0	0	7	5	3	3/1
Haakenson, Johannes	5	.375	.888	16	5	6	1	0	0	5	3	6	1/0
Hamilton, Kyle	11	.130	.433	23	1	3	1	0	0	1	4	4	0/0
Hampe, Ryan	16	.306	.950	49	11	15	3	0	2	9	12	7	0/1
Harding, Brody	18	.233	.593	60	10	14	1	0	0	12	10	15	3/0
Heinrich, Jeff	17	.339	1.030	62	18	21	4	2	3	19	6	10	2/0
Higgins, Matt	25	.207	.619	82	12	17	2	0	3	15	6	17	1/1
Hughes, Dom	17	.200	.644	55	12	11	3	1	0	9	6	11	2/1
Hyland, Phil	12	.290	.662	31	5	9	0	0	0	3	2	4	1/0
Kerestes, Justin	9	.120	.314	25	2	3	1	0	0	2	1	10	0/0
Klein, Colton	14	.264	.611	53	6	14	1	0	0	3	5	11	2/1
Klekamp, Jake	9	.273	.652	22	1	6	1	0	0	3	2	6	0/0
Lebeau, Cherokee	8	.038	.113	26	0	1	0	0	0	0	1	9	0/0
Liebert, Kirk	16	.289	.854	45	12	13	4	0	0	7	14	14	4/0
Manthey, Connor	12	.242	.705	33	1	8	1	0	0	5	10	15	0/0
McDonald, Cam	22	.288	.707	80	20	23	4	0	0	11	7	13	4/2
Nowik, Breck	14	.182	.447	44	2	8	0	0	0	6	5	15	2/1
Olson, Hunter	5	.231	.462	13	0	3	0	0	0	1	0	4	0/0
Robinson, Austin	7	.077	.327	13	1	1	0	0	0	0	3	4	0/0
Roscetti, Joe	16	.179	.539	39	5	7	0	0	0	5	6	6	0/0
Seymour, Bobby	25	.258	.636	89	11	23	0	0	0	7	17	21	0/0
Sturdevant, Bryan	10	.074	.241	27	4	2	0	0	0	4	3	2	0/0
Tucci, Troy	12	.120	.305	25	1	3	0	0	0	0	1	10	0/1
Vander Wal, Jake	22	.156	.527	64	12	10	1	0	1	14	13	25	3/1
Vomhof, Sam	7	.176	.516	17	2	3	2	0	0	1	1	7	0/0
Vondruska, Bradley	9	.167	.494	24	4	4	1	0	0	3	3	4	0/0
TOTAL	43	.231	.639	1404	229	324	45	4	14	211	199	357	36/17



2020 ROCKFORD RIVETS CONT.

PITCHING	G	GS	CG	W-L	SV	IP	H	R	ER	BB	K	ERA	WHIP	OPP BA
Armstrong, Jake	7	0	0	2-2	0	12.1	15	11	11	8	16	8.03	1.86	.306
Baumann, Cam	3	3	0	0-0	0	8.0	7	8	5	6	16	5.63	1.63	.233
Bell, Barrett	4	1	0	0-0	0	6.1	8	6	5	5	8	7.11	2.05	.296
Borgman, Matthew	3	0	0	0-0	0	2.1	5	5	4	3	1	15.43	3.43	.417
Burnette, Jimmy	5	6	0	0-1	0	20.0	19	9	4	13	25	1.80	1.60	.250
DeLuga, Noah	11	3	0	1-4	2	22.0	23	23	13	20	20	5.32	1.95	.271
Dembiec, Simon	4	0	0	0-0	0	4.2	12	9	9	0	3	17.36	2.57	.480
DeStefano, Jeff	4	4	0	1-1	0	10.2	9	9	4	11	11	3.38	1.88	.225
Green, Ryan	4	2	0	0-1	0	7.0	12	7	4	3	4	5.14	2.14	.387
Hawks, Chris	5	0	0	1-0	0	7.0	10	7	7	3	3	9.00	1.86	.345
Kammin, Zach	5	5	0	2-1	0	24.0	18	10	9	12	34	3.38	1.25	.205
Karaba, Jake	2	0	0	0-0	0	2.1	4	4	3	4	1	11.57	3.43	.444
Keim, Hunter	2	0	0	0-0	0	2.1	3	2	2	2	2	7.71	2.14	.300
Lanham, Josh	8	0	0	0-0	0	10.2	7	3	2	1	17	1.69	0.75	.184
Lawry, Brendan	3	2	0	0-2	0	12.2	9	10	7	12	7	4.97	1.66	.209
Loose, Collin	4	0	0	1-0	0	5.2	5	0	0	1	6	0.00	1.06	.238
Losey, Zach	4	0	0	1-0	1	6.1	1	1	1	4	5	1.42	0.79	.053
Lotz, Jake	8	0	0	0-2	1	12.1	11	4	2	9	18	1.46	1.62	.250
Lundgren, John	6	0	0	1-0	1	10.0	15	9	9	5	7	8.10	2.00	.341
Nelson, Jordan	7	1	0	1-2	1	23.0	24	12	6	6	14	2.35	1.30	.273
Olson, Jarret	2	2	0	0-1	0	7.1	8	6	6	5	5	7.36	1.77	.286
Pederson, Sam	6	0	0	0-0	0	8.1	10	8	5	3	7	5.40	1.56	.303
Phalen, Sam	1	0	0	0-0	0	1.2	4	5	5	3	3	27.00	4.20	.500
Rapier, Adrian	2	2	0	0-2	0	6.1	10	11	9	3	4	12.79	2.05	.345
Rodriguez, Jordan	5	0	0	0-0	0	4.2	3	4	4	5	1	7.71	1.71	.188
Rodriguez, Nico	6	0	0	0-2	0	10.2	14	10	8	7	12	6.75	1.97	.311
Rogers, Mitch	6	0	0	1-0	0	15.0	12	8	8	10	19	4.80	1.47	.214
Seymour, Carson	5	5	0	1-1	0	19.2	20	13	7	7	18	3.20	1.37	.256
Taft, Jacob	5	0	0	0-1	0	8.1	15	12	9	6	3	9.72	2.52	.385
Taucher, Brett	7	0	0	0-0	1	14.1	5	3	2	9	14	1.26	0.98	.122
Thompson, Ross	5	0	0	0-0	1	7.0	3	1	1	3	7	1.29	0.86	.136
Venditti, Tyler	3	2	0	0-1	0	8.0	11	8	7	3	5	7.88	1.75	.324
Vollmert, Nick	5	1	0	0-1	0	5.1	13	13	10	6	1	16.88	3.56	.464
Vomhof, Sam	3	0	0	1-0	1	4.0	5	2	2	1	4	4.50	1.50	.294
Wagner, Hruz	5	0	0	0-1	0	8.1	8	3	3	4	4	3.24	1.44	.242
Wicks, Jordan	4	4	0	2-0	0	20.0	12	2	1	5	29	0.45	0.85	.174
Zacharias, Jonathan	1	1	0	0-1	0	5.0	4	2	2	1	5	3.60	1.00	.222
TOTAL	43	44	0	16-27	9	363.2	374	260	196	209	359	4.85	1.60	.267



YEAR-END STATISTICS

2019 ROCKFORD RIVETS- 33-39 (20-15/13-24) | 4th in GLE

BATTING	G	AVG	OPS	RB	R	H	2B	3B	HR	RBI	BB	K	SB/CS
Bieterman, M	2	.000	.143	6	0	0	0	0	0	0	0	3	0/0
Burrows, B	37	.257	.697	101	13	26	2	1	0	7	20	21	21/6
Burton, G	3	.000	.083	11	0	0	0	0	0	0	0	7	0/0
Butler, J	31	.287	.823	115	26	33	2	3	2	9	20	17	8/4
Comia, B	30	.200	.596	105	10	21	3	0	1	14	18	36	4/2
Cronin, K	10	.050	.224	20	1	1	0	0	0	1	3	8	2/1
Day, J	4	.091	.182	11	0	1	0	0	0	0	0	3	0/0
Dudden, J	43	.236	.638	140	18	33	5	1	1	16	18	20	5/2
Durbin, C	18	.243	.653	74	12	18	3	0	1	7	8	3	5/2
Figus, P	19	.200	.597	55	7	11	2	1	0	9	9	13	4/0
Fiorito, H	4	.200	.585	10	1	2	0	0	0	1	3	3	2/0
Fumagalli, R	12	.231	.685	39	7	9	1	2	0	12	5	13	0/0
Heinrich, J	19	.270	.757	74	14	20	4	1	2	11	5	9	5/1
Higgins, M	70	.271	.779	258	44	70	18	1	4	42	41	67	6/2
Josten, T	61	.225	.684	213	32	48	13	1	4	29	32	61	4/2
Juaire, P	29	.241	.665	87	11	21	2	1	0	13	21	20	5/0
Krob, B	5	.000	.143	11	1	0	0	0	0	1	2	4	0/0
Lilly, T	13	.156	.560	32	5	5	2	0	0	4	6	11	1/0
Liebert, K	12	.289	.724	38	8	11	0	0	1	5	5	11	3/0
Mann, A	39	.205	.542	127	12	26	5	2	0	15	11	37	0/0
Marinec, R	8	.286	.748	28	7	8	3	0	0	0	3	8	0/0
McDonald, C	26	.281	.687	89	12	25	4	2	0	19	4	14	1/3
Minzey, M	28	.195	.507	82	8	16	3	0	0	8	9	26	0/0
Murrell, E	13	.316	.835	38	9	12	0	0	0	4	13	8	3/1
Rosengard, B	11	.243	.543	37	4	9	0	0	0	3	2	11	0/1
Snyder, P	9	.250	.646	32	5	8	2	0	0	3	3	10	1/0
Steinbach, R	12	.244	.775	45	8	11	1	0	3	10	5	15	2/0
Vander Wal, J	67	.291	.854	251	39	73	17	3	7	36	34	68	21/5
Wilhite, A	42	.265	.737	151	26	40	10	2	1	19	19	45	5/2
Williams, M	11	.278	.714	36	5	10	2	0	1	3	1	7	0/0
Wright, C	8	.217	.541	23	3	5	1	0	0	2	2	10	2/1
Zavoli, M	14	.125	.438	32	1	4	1	0	0	2	5	11	0/1
TOTAL	72	.243	.687	2371	349	577	106	21	28	305	327	600	110/36

ROCKFORD STAFF

2026 RIVETS

HISTORY AND RECORDS

OPPONENTS

TEAM INFO





2019 ROCKFORD RIVETS CONT.

PITCHING	G	GS	CG	W-L	SV	IP	H	R	ER	BB	K	ERA	WHIP	OPP BA
Burnette, J	12	10	0	2-2	0	46.2	45	29	19	35	53	3.66	1.71	.260
Cain, C	4	4	0	0-2	0	17.2	11	7	6	12	24	3.05	1.30	.186
Cheshareck, T	2	0	0	0-0	0	3.2	1	1	1	7	5	2.45	2.18	.100
Czeslawski, J	2	1	0	0-1	0	1.0	5	8	7	3	1	63.00	8.00	.625
Darnell, D	7	1	0	0-1	2	17.0	13	5	5	9	19	2.64	1.29	.213
Dittmar, J	7	0	0	1-1	2	12.0	5	6	4	5	12	3.00	.83	.125
Eubanks, T	17	0	0	4-1	0	27.0	16	9	9	11	30	3.00	1.00	.172
Ford, K	5	5	0	1-1	0	29.2	30	7	5	9	28	1.51	1.31	.263
Hammel, J	4	0	0	0-0	0	6.0	6	4	4	6	6	6.00	2.00	.273
Holubecki, R	11	0	0	1-1	0	14.2	19	13	12	13	16	7.36	2.18	.306
Jensen, B	2	2	0	1-0	0	11.0	10	3	3	4	9	2.45	1.27	.250
Jones, Z	14	10	0	3-1	0	63.2	67	36	29	20	63	4.09	1.37	.270
Keim, H	14	4	0	1-3	1	22.0	25	22	16	21	18	6.54	2.09	.298
Kelly, C	4	1	0	1-2	0	7.2	10	10	10	7	3	11.73	2.22	.333
Lawler, C	3	0	0	0-2	0	6.2	7	5	5	4	6	6.75	1.65	.318
Lilly, T	2	0	0	0-0	1	2.0	1	0	0	0	0	0.00	.50	.143
Littleton, B	8	5	1	4-1	0	42.0	32	14	10	12	38	2.14	1.05	.215
Mann, R	1	0	0	1-0	0	1.0	0	0	0	1	0	0.00	1.00	.000
Nelson, J	17	8	1	2-1	1	62.2	74	39	29	27	46	4.16	1.61	.300
Olson, J	11	9	0	4-3	0	55.0	36	23	21	33	51	3.43	1.25	.186
Propst, T	21	0	0	0-2	6	23.2	24	14	9	9	43	3.42	1.39	.253
Riddle, R	14	1	0	0-1	0	23.1	26	19	17	13	15	6.55	1.67	.277
Rogers, M	5	0	0	1-0	0	6.0	6	5	2	6	4	3.00	2.00	.286
Rosengard, B	1	0	0	0-0	0	1.0	3	3	3	1	0	27.00	4.00	.500
Santiago, R	9	0	0	0-3	1	19.1	13	16	12	9	20	5.58	1.14	.183
Schneiderman, N	13	2	0	3-1	0	37.2	27	9	9	14	50	2.15	1.09	.191
Seebach, K	6	2	0	0-3	1	17.0	11	8	6	10	22	3.17	1.24	.190
Soleba, S	8	1	0	2-3	0	13.0	8	8	5	15	15	3.46	1.77	.174
Vermillion, K	3	0	0	0-0	0	5.0	6	5	5	5	5	9.00	2.20	.286
Wright, C	8	6	0	1-3	0	27.2	31	16	12	9	30	3.90	1.45	.270
TOTAL	236	72	2	33-39	14	622.2	569	347	278	333	632	4.02	1.45	.239



YEAR-END STATISTICS

2018 ROCKFORD RIVETS- 28-43 (18-16/10-27) | 9th in South Division

ROCKFORD STAFF

2026 RIVETS

HISTORY AND RECORDS

OPPONENTS

TEAM INFO

BATTING	G	AVG	OPS	RB	R	H	2B	3B	HR	AB	BB	K	SB/CS
Bacevicius, R	1	.000	.000	1	0	0	0	0	0	0	0	1	0/0
Bates, P	46	.250	.720	164	25	41	13	2	2	24	10	35	6/3
Burnette, J	1	.333	.666	3	0	1	0	0	0	0	0	1	0/0
Bunnell, C	45	.232	.684	168	27	39	8	0	3	18	29	43	1/0
Butler, J	19	.213	.560	75	10	16	4	0	1	8	3	24	1/1
Cole, R	56	.254	.750	197	35	50	10	1	2	19	38	39	21/3
Cox, M	7	.167	.515	18	0	3	0	0	0	0	3	3	1/1
Day, J	11	.129	.486	31	6	4	0	0	0	2	7	13	1/2
Giltrow, B	5	.105	.308	19	1	2	1	0	0	2	0	8	0/0
Goetz, G	8	.379	.965	29	5	11	4	1	0	2	0	8	0/0
Hughes, H	25	.281	.629	96	9	27	2	0	0	15	7	15	7/3
Kelly, P	33	.196	.672	97	21	19	6	0	1	7	21	26	1/0
Krob, B	2	.250	.583	8	1	2	0	0	0	1	1	2	0/0
Lilly, T	29	.211	.511	95	11	20	0	0	0	7	9	26	2/2
Littleton, B	1	.000	.000	3	0	0	0	0	0	0	0	0	0/0
Loeffler, P	30	.202	.723	99	16	20	4	0	4	20	17	37	2/1
Marquez, R	1	.000	.000	1	0	0	0	0	0	0	0	1	0/0
Martin, B	40	.178	.533	118	14	21	3	1	0	12	17	39	0/0
Mascarella, W	28	.277	.711	101	12	28	6	0	1	13	10	35	1/1
Mateja, M	3	.231	.594	13	1	3	1	0	0	1	1	3	0/0
Mathis, B	19	.219	.611	73	15	16	4	0	1	9	5	24	0/0
Michaels, L	23	.154	.460	65	6	10	1	1	1	6	4	13	0/1
Mosley, B	14	.276	.743	58	9	16	6	0	0	9	6	17	5/0
O'Brien, K	30	.270	.701	111	18	30	5	1	2	16	5	23	1/0
Reback, B	58	.203	.641	182	28	37	6	3	0	22	42	44	28/3
Rutherford, C	8	.194	.568	31	4	6	0	0	1	5	3	10	1/0
Sehgal, Z	26	.141	.420	85	6	12	4	0	0	4	7	26	1/2
Templet, M	12	.233	.685	43	6	10	3	0	1	8	4	6	0/0
Vander Wal, J	53	.276	.746	192	23	53	15	2	1	24	22	44	16/3
Walker, J	32	.218	.523	119	16	26	3	0	0	12	10	31	5/1
Wedekind, J	2	.500	1.600	4	1	2	2	0	0	0	0	2	0/0
Wright, C	13	.158	.473	38	6	6	1	0	0	3	7	14	2/0
TOTAL	71	.227	.644	2337	332	531	112	18	21	269	288	613	103/27





2018 ROCKFORD RIVETS CONT.

PITCHING	G	GS	CG	W-L	SV	IP	H	R	ER	BB	K	ERA	WHIP	OPP BA
Anderson, L	8	2	0	1-1	1	14.2	19	23	14	20	18	8.59	2.66	.322
Bacevicius, R	6	5	0	0-4	0	28.0	35	20	18	14	9	5.78	1.75	.310
Baksha, J	16	3	0	1-2	0	41.2	58	39	37	18	29	7.99	1.82	.331
Bellair, C	6	6	0	4-2	0	31.2	24	17	9	9	32	2.55	1.04	.200
Bronke, J	6	4	0	1-2	0	20.2	12	6	5	9	30	2.17	1.02	.167
Bunnell, C	8	0	0	1-1	0	12.1	18	7	6	4	17	4.37	1.78	.353
Burnette, J	13	7	0	1-5	1	44.0	34	27	23	45	41	4.70	1.80	.218
Butler, J	1	0	0	0-0	0	1.0	0	0	0	0	2	0.00	0.00	.000
Cain, C	10	9	0	1-3	0	55.2	45	21	15	19	58	2.42	1.15	.218
Dahl, R	6	0	0	0-0	0	5.1	9	6	5	6	2	8.43	2.81	.375
DeWulf, L	4	0	0	1-0	0	5.2	8	9	2	6	1	3.17	2.47	.333
Gazouski, N	9	0	0	1-1	2	13.1	9	10	9	12	20	6.07	1.58	.191
Goetz, G	3	2	0	0-1	0	7.2	12	4	4	6	6	4.69	2.35	.353
Haveman, D	9	2	0	0-1	0	18.2	12	3	2	7	29	0.96	1.02	.185
Hickey, B	3	2	0	0-3	0	12.0	18	11	10	5	6	7.50	1.92	.353
Holubecki, R	19	0	0	2-3	2	41.1	34	18	17	16	39	3.70	1.21	.230
Jepsen, C	4	0	0	0-1	0	6.0	11	6	4	1	3	6.00	2.00	.393
Keim, H	15	0	0	0-0	0	21.0	18	14	12	19	13	5.14	1.76	.234
Kelly, P	3	0	0	0-0	0	2.0	2	1	0	0	0	0.00	1.00	.286
Kueter, C	6	6	0	3-1	0	36.2	37	17	14	10	24	3.43	1.28	.261
Leedle, R	3	0	0	0-0	0	4.0	2	4	4	9	5	9.00	2.75	.143
Littleton, B	7	6	0	1-2	0	25.0	39	25	19	7	16	6.84	1.84	.351
Marquez, R	2	0	0	1-0	0	2.0	3	4	3	2	2	13.50	2.50	.300
Marks, B	1	0	0	0-0	0	1.0	1	4	4	2	1	36.00	3.00	.333
Propst, T	21	0	0	3-4	2	34.0	29	21	17	31	41	4.50	1.76	.227
Schneiderman, N	18	0	0	2-1	6	38.2	22	13	10	14	54	2.32	0.93	.165
Snyder, E	9	6	0	1-1	1	28.0	27	24	22	22	26	7.07	1.75	.257
Thornton, T	8	7	0	3-2	0	40.2	35	20	19	12	45	4.20	1.16	.227
Vanek, M	5	4	0	0-2	0	15.1	23	15	14	9	12	8.21	2.09	.329
Wright, C	5	0	0	0-0	0	6.2	6	3	3	4	7	4.05	1.50	.261
TOTAL	234	71	0	28-43	15	614.2	602	392	321	338	588	4.70	1.53	.251



YEAR-END STATISTICS

2017 ROCKFORD RIVETS- 39-33 (17-17/22-16) | 3rd in South Division

ROCKFORD STAFF

2026 RIVETS

HISTORY AND RECORDS

OPPONENTS

TEAM INFO

BATTING	G	AVG	OPS	RB	R	H	2B	3B	HR	AB	BB	K	SB/CS
Aldridge, C	10	.417	.956	36	6	15	1	0	0	4	6	6	0/0
Bailey, Z	8	.105	.425	19	1	2	0	0	0	2	2	6	0/0
Cole, E	9	.389	.908	36	5	14	3	0	0	6	3	2	2/0
DeMuri, J	32	.222	.712	126	21	28	8	1	4	23	14	45	2/0
Feduccia, H	46	.348	1.004	184	43	64	18	1	8	41	22	38	0/2
Forte, A	39	.271	.767	140	24	38	12	3	1	25	11	36	8/1
Houston, J	19	.217	.574	69	9	15	4	0	0	5	8	16	1/2
Hutchinson, R	42	.264	.757	159	37	42	10	0	2	19	30	32	12/4
Kerrigan, K	7	.296	.725	27	3	8	2	0	0	5	2	3	1/1
Klein, B	56	.297	.803	219	42	65	18	0	5	29	20	38	3/2
Lesnjak, M	13	.077	.277	13	1	1	0	0	0	0	2	7	0/0
Littleton, B	1	.000	.000	1	0	0	0	0	0	0	0	0	0/0
Loeffler, P	36	.240	.755	121	27	29	4	0	4	20	21	37	1/1
Lowe, T	6	.273	.749	22	4	6	2	0	0	2	4	7	0/0
Martinez, B	21	.250	.653	88	16	22	2	1	1	11	7	12	5/1
Michaels, L	13	.265	.651	34	6	9	0	0	0	11	8	1	0/0
Montgomery, N	16	.210	.516	62	6	13	1	0	0	7	5	10	0/0
O'Brien, K	31	.218	.595	101	20	22	1	0	0	8	19	26	1/0
Paradoski, T	51	.271	.660	181	25	49	4	1	0	22	23	22	1/3
Rave, J	26	.336	.854	107	11	36	3	1	2	10	14	14	6/2
Rheams, Z	52	.245	.720	196	30	48	8	1	4	28	29	53	2/1
Roberson, M	4	.133	.502	15	2	2	2	0	0	2	2	1	0/0
Spillane, B	43	.284	.799	176	32	50	9	2	4	24	23	40	15/4
Thomas, Z	6	.261	.650	23	2	6	1	0	0	0	3	6	0/1
Tyrell, N	56	.234	.624	209	30	49	12	1	1	29	22	30	4/1
Wassel, J	7	.100	.457	20	3	2	0	0	0	0	7	8	0/0
Watson, Z	10	.342	1.027	38	11	13	4	0	2	14	5	5	1/0
Whelton, B	21	.239	.631	71	7	17	5	0	0	13	9	21	0/0
TOTAL	72	.267	.736	2493	424	665	134	12	38	360	321	522	65/26



2017 ROCKFORD RIVETS CONT.

PITCHING	G	GS	CG	W-L	SV	IP	H	R	ER	BB	K	ERA	WHIP	OPP BA
Bacevicius, R	6	3	0	3-1	0	27.1	34	19	16	6	12	5.26	1.46	.301
Baez, E	3	1	0	0-0	1	5.1	9	6	6	3	2	10.12	2.25	.360
Bain, M	5	4	0	2-3	0	21.2	26	16	12	9	15	4.98	1.62	.310
Barton, J	8	8	0	2-4	0	39.1	51	30	21	18	43	4.80	1.75	.302
Bellaïr, C	9	9	0	4-2	0	58.0	69	37	30	14	51	4.65	1.43	.290
Brown, D	4	0	0	0-0	0	3.1	5	1	0	1	3	0.00	1.80	.333
Colon, F	5	1	0	1-1	0	14.1	17	13	11	11	14	6.90	1.95	.298
Dahl, R	3	3	0	1-0	0	14.0	10	2	1	2	19	0.64	0.86	.192
Drahozal, P	16	0	0	1-1	0	30.2	36	18	14	15	28	4.10	1.66	.290
Folger, B	5	0	0	0-0	0	6.0	13	12	5	3	2	7.50	2.67	.382
Fowich, C	4	0	0	0-0	0	5.0	2	2	2	4	4	3.60	1.20	.118
Granath, J	6	6	0	4-2	0	32.2	29	19	14	12	19	3.85	1.26	.230
Hughes, J	5	0	0	0-0	0	7.2	10	5	5	6	7	5.87	2.09	.303
Kaska, M	6	0	0	2-0	0	12.1	13	7	7	9	6	5.10	1.78	.277
Kogut, M	4	0	0	0-0	0	4.2	5	7	7	6	6	13.50	2.36	.263
Kueter, C	4	3	0	1-2	0	18.1	23	13	12	6	10	5.89	1.58	.299
Laird, J	14	6	0	2-2	1	38.1	42	30	24	15	15	5.63	1.49	.259
Lesnjak, M	1	0	0	0-0	0	0.2	3	3	3	2	0	40.50	7.50	.600
Littleton, B	12	8	0	3-4	0	48.1	69	43	30	21	21	5.58	1.86	.335
Manikas, G	4	0	0	1-0	0	10.1	9	5	5	3	6	4.35	1.16	.243
Miller, M	7	1	0	0-0	3	12.1	13	7	4	7	14	2.91	1.62	.260
Moffitt, C	5	5	0	1-1	0	27.0	26	17	15	15	18	5.00	1.52	.257
Nowak, B	5	4	0	0-1	0	14.1	16	9	9	13	18	5.65	2.02	.281
O'Malley, R	2	0	0	0-0	0	2.2	8	10	9	5	1	30.37	4.88	.571
Orbik, J	7	0	0	0-0	0	14.0	8	4	4	12	9	2.57	1.43	.186
Petersen, J	15	0	0	1-2	1	29.2	34	30	26	16	20	7.88	1.69	.286
Snyder, E	5	4	0	1-3	0	19.1	14	12	11	10	23	5.12	1.24	.197
Stutsman, D	12	0	0	3-0	4	23.0	16	9	8	5	23	3.13	0.91	.195
Thomas, Z	18	0	0	5-1	6	32.0	29	10	6	10	30	1.68	1.22	.234
Tyrell, P	3	0	0	0-0	0	3.0	4	3	3	3	4	9.00	2.33	.333
Vanek, M	6	2	0	1-0	0	14.2	6	5	5	11	20	3.06	1.16	.118
Veinbergs, L	8	4	0	0-2	1	21.0	26	14	10	8	13	4.28	1.62	.306
Wichman, B	9	0	0	0-1	0	14.0	21	27	26	18	14	16.71	2.79	.339
Widmar, M	3	0	0	0-0	0	4.0	1	0	0	2	1	0.00	0.75	.083
TOTAL	229	72	0	39-33	17	629.1	697	445	361	301	491	5.16	1.59	.272



YEAR-END STATISTICS

2017 ROCKFORD RIVETS PLAYOFFS- 0-1

BATTING	G	AVG	OPS	AB	R	H	2B	3B	HR	ABI	BB	K	SB/CS
Forte, A	1	1.000	2.500	2	0	2	1	0	0	0	1	0	0/0
Klein, B	1	.000	.000	3	0	0	0	0	0	0	0	1	0/0
Loeffler, P	1	.000	.000	3	0	0	0	0	0	0	0	1	0/0
Martinez, B	1	.000	.000	4	0	0	0	0	0	0	0	2	0/0
Michaels, L	1	.000	.000	3	0	0	0	0	0	0	0	1	0/0
O'Brien, K	1	.333	.666	3	0	1	0	0	0	0	0	0	0/0
Rheams, Z	1	.000	.000	4	0	0	0	0	0	0	0	2	0/0
Spillane, B	1	.000	.000	4	0	0	0	0	0	0	0	0	0/0
Tyrell, N	1	.000	.000	2	0	0	0	0	0	0	0	0	0/1
TOTAL	1	.107	.281	28	0	3	1	0	0	0	1	7	0/0

PITCHING	G	GS	CG	W-L	SV	IP	H	R	ER	ERA	WHIP	OPP BA
Drahozal, N	1	0	0	0-0	0	1.0	0	0	1	0.00	.00	.000
Amos, Bryce	1	1	0	0-1	0	7.0	4	2	1	1.28	.57	.160
TOTAL	2	1	0	0-1	0	8.0	4	2	1	1.13	.50	.138

2017 PLAYOFFS



GREAT LAKES Sub-Division Series

Battle Creek Bombers over Rockford 1-0

GAME 1	1	2	3	4	5	6	7	8	9	R	H	E
RFD	0	0	0	0	0	0	0	0	0	7	7	3
BC	0	0	0	0	0	0	1	1	X	12	13	1

W: Dakota Edwards | L: Chase Kueter | Time: 1:33 | Attendance: 623

ROCKFORD STAFF

2026 RIVETS

HISTORY AND RECORDS

OPPONENTS

TEAM INFO



2016 ROCKFORD RIVETS- 33-39 (17-19/16-20) | 5th in South Division

BATTING	G	AVG	OPS	AB	R	H	2B	3B	HR	RBI	BB	K	SB/CS
Bunnell, C	32	.270	.762	115	16	31	6	0	2	24	23	36	1/1
Cronin, D	59	.316	.801	225	43	71	8	1	3	30	29	32	27/5
Hargrove, H	42	.306	.900	160	27	49	8	1	8	36	18	14	5/4
Hauser, J	17	.208	.543	53	4	11	3	0	0	4	4	12	1/1
Hovey, J	49	.198	.614	167	23	33	7	2	2	25	27	67	13/1
Johnson, G	27	.214	.543	98	10	21	2	0	1	14	9	29	0/0
Kubera, J	8	.192	.574	26	9	5	0	0	0	0	6	4	1/0
Long, R	42	.331	.996	151	32	50	11	1	7	29	27	42	10/3
Maloney, A	20	.188	.587	69	13	13	1	0	1	4	16	9	11/3
Montgomery, N	6	.250	.586	20	2	5	1	0	0	2	1	4	0/0
O'Brien, K	26	.202	.537	89	5	18	1	1	0	8	13	11	3/0
Perry, C	10	.130	.529	23	2	3	1	0	0	1	7	11	1/0
Ramirez, A	57	.251	.752	211	31	53	15	0	5	33	30	46	12/4
Rivera, B	4	.118	.294	17	1	2	1	0	0	1	0	7	0/0
Robison, D	3	.000	.000	5	0	0	0	0	0	0	0	1	0/0
Smith, M	41	.248	.653	157	20	39	8	1	0	14	17	37	7/8
Steinmetz, H	30	.217	.645	106	21	23	2	1	1	11	20	32	6/4
Traxler, T	19	.156	.438	64	5	10	2	0	0	2	6	13	0/2
Tyrell, N	55	.242	.619	211	28	51	9	1	2	18	17	31	3/2
Van Berkel, M	14	.120	.441	25	5	3	2	0	0	1	4	13	0/0
Vander Wal, J	30	.204	.599	103	18	21	1	2	1	11	17	37	12/2
Wassel, J	11	.244	.643	41	3	10	0	0	1	6	5	8	0/0
Wilkening, J	7	.250	.641	24	3	6	2	0	0	3	2	1	0/0
TOTAL	72	.242	.678	2383	347	576	97	11	34	299	340	571	117/43

PITCHING	G	GS	CG	W-L	SV	IP	H	R	ER	BB	K	ERA	WHIP	OPP BA
Aring, Z	12	12	0	3-3	0	61.0	79	37	32	15	54	4.72	1.54	.319
Bellair, C	6	6	0	1-3	0	20.0	26	22	15	11	14	6.75	1.85	.306
Dahl, A	11	2	0	2-1	2	38.0	28	8	5	11	41	1.18	1.03	.200
Drahozal, N	12	11	0	3-5	0	55.0	75	45	40	35	35	6.54	2.00	.347
Forrester, D	8	0	0	0-0	0	11.2	9	9	6	16	4	4.62	2.14	.243
Frederick, M	5	2	0	1-1	0	15.0	17	15	13	8	4	7.80	1.67	.283
Granath, J	2	1	0	1-1	0	12.2	13	5	5	4	6	3.55	1.34	.302
Hickery, T	1	0	0	0-0	0	1.0	1	1	1	1	0	9.00	2.00	.250
Hovey, J	2	0	0	0-0	0	3.0	6	5	5	2	4	15.00	2.67	.375
Howard, E	6	5	0	0-1	0	24.2	27	13	13	11	15	4.74	1.54	.278
Kamrada, N	11	1	0	0-0	0	20.0	24	20	17	25	16	7.65	2.45	.282
Kiminski, T	9	6	0	0-3	1	36.0	31	26	17	24	40	4.25	1.53	.226
McKinney, N	5	0	0	0-1	0	8.2	12	9	9	4	1	9.34	1.85	.324
Murphy, K	18	0	0	3-1	2	40.2	29	11	9	16	46	1.99	1.11	.195
O'Malley, A	1	0	0	0-0	0	1.0	0	0	0	0	1	0.00	.000	.000
Ogren, A	3	0	0	0-0	0	3.0	2	2	2	3	5	6.00	1.67	.182
Olszewski, Z	16	0	0	1-3	9	18.0	22	12	10	4	13	5.00	1.44	.293
Pawelski, R	1	0	0	0-0	0	2.0	3	1	1	0	1	4.50	1.50	.333
Perkins, J	10	1	0	2-1	0	29.0	31	10	9	13	19	2.79	1.52	.274
Robison, D	13	11	0	7-4	0	70.1	75	41	35	31	50	4.47	1.51	.270
Romero, J	18	0	0	2-3	2	25.2	21	10	8	18	26	2.80	1.52	.221
Ruder, J	5	0	0	0-0	2	8.1	9	5	5	4	7	5.40	1.56	.281
Salisbury, G	1	0	0	0-1	0	3.2	4	4	0	1	0	0.00	1.36	.250
Thornton, T	9	7	0	2-1	1	41.1	42	24	23	20	39	5.00	1.50	.268
Vanek, M	8	0	0	0-2	0	9.2	21	18	14	7	7	13.03	2.90	.420
Williams, B	4	0	0	0-0	0	4.2	4	2	2	5	3	3.85	1.93	.250
Willis, J	2	0	0	0-1	0	3.1	5	7	6	6	3	16.20	3.30	.333
Woods, J	4	0	0	0-0	1	4.2	7	12	11	6	4	21.21	2.79	.333
Wright, C	14	7	1	5-3	0	64.1	69	35	26	23	24	3.63	1.43	.277
TOTAL	217	72	1	33-39	20	636.1	692	409	339	324	482	4.80	1.60	.270

2026 ROCKFORD RIVETS MEDIA GUIDE





SEASON LEADERS

BATTING SEASON LEADERS

YR	AVG (min. 10 GP)	HITS	HOME RUNS	RBI
2025	Zeb Allen (.419)	Tate Shimao (56)	Jayce Blalock (5)	Tommy Townsend (39)
2024	Maddox Mihalakis (.429)	Maddox Mihalakis (73)	Maddox Mihalakis (8)	Maddox Mihalakis (61)
2023	T.J. Williams (.364)	Braden Duhon (65)	Nick Demarco (7)	Matthew Mebane (39)
2022	Giovany Lorenzo (.333)	Matthew Mebane (70)	Matthew Mebane (10)	Matthew Mebane (59)
2021	Dylan Robertson (.390)	Wade Elliot (49)	Philip Matulia (7)	Wade Elliot (34)
2020*	Jackson Dvorak (.347)	Cam McDonald (23)	Three Tied at 3	Jeff Heinrich (19)
2019	Easton Murrell (.316)	Jake Vander Wal (73)	Jake Vander Wal (7)	Matt Higgins (42)
2018	Hal Hughes (.281)	Jake Vander Wal (53)	Pat Loeffler (4)	Parker Bates (24)
2017	Cal Alridge (.417)	Brian Klein (65)	Hunter Feduccia (8)	Hunter Feduccia (41)
2016	Ryan Long (.331)	David Cronin (71)	Hunter Hargrove (8)	Hunter Hargrove (36)

YR	RUNS SCORED	DOUBLES	TRIPLES	STOLEN BASES
2025	Tate Shimao (39)	Tate Shimao (11)	Zeb Allen (2)	Ny'zaiah Thompson (26)
2024	Brayden Brakes (58)	Maddox Mihalakis (19)	Maddox Mihalakis (5)	Nick Demarco (14)
2023	Nick Demarco (40)	Nick Demarco (10)	Bradley White (5)	Braden Duhon (18)
2022	Ty Crittenberger (44)	Matthew Mebane (13)	Matthew Mebane/Ty Crittenberger (3)	Ty Crittenberger (26)
2021	Philip Matulia (38)	Elliot Wade (11)	Philip Matulia (6)	Tyler Hawkins (20)
2020*	Cam McDonald (20)	Four Tied at 4	Jeff Heinrich (2)	Kirk Liebert/Cam McDonald (4)
2019	Matt Higgins (44)	Matt Higgins (18)	Jonny Butler/Jake Vander Wal (3)	Blake Barrows/Jake Vander Wal (21)
2018	Ryan Cole (35)	Jake Vander Wal (15)	Brennan Rebeck (3)	Brennan Rebeck (28)
2017	Hunter Feduccia (43)	Hunter Feduccia (18)	Anthony Forte (3)	Bren Spillane (15)
2016	David Cronin (43)	Ricardo Ramirez (15)	Jake Vander Wal (2)	David Cronin (27)

YR	GAMES PLAYED	AT-BATS	WALKS	OPS (min. 10 GP)
2025	Ny'zaiah Thompson (55)	Tate Shimao (162)	Ny'zaiah Thompson (41)	Zeb Allen (1.207)
2024	Brayden Brakes (46)	Brayden Brakes (188)	Bobby Atkinson (38)	Maddox Mihalakis (1.250)
2023	Nick Demarco (60)	Braden Duhon (220)	Nick Demarco/Braden Duhon (34)	Bradley White (.914)
2022	Matthew Mebane (60)	Matthew Mebane (245)	Ty Crittenberger (33)	Giovany Lorenzo (1.895)
2021	Wade Elliot (48)	Wade Elliot (171)	Brian Fuentes (32)	Philip Matulia (1.086)
2020*	Matt Higgins (25)	Bobby Seymour (89)	Braden Comia (17)	Jeff Heinrich (1.030)
2019	Matt Higgins (70)	Matt Higgins (258)	Matt Higgins (41)	Jake Vander Wal (1.854)
2018	Brennan Rebeck (58)	Ryan Cole (197)	Brennan Rebeck (42)	Ryan Cole (.750)
2017	Brian Klein (56)	Brian Klein (219)	Ryan Hutchinson (30)	Zach Watson (1.027)
2016	David Cronin (59)	David Cronin (225)	Ricardo Ramirez (30)	Anthony Long (.996)

PITCHING SEASON LEADERS

YR	ERA (Min 20.0 IP)	WINS	LOSES	SAVES
2025	Reece Tarini (2.84)	Gus Allred (4)	Four Tied at 3	Nine Tied at 1
2024	Christian Morel (2.39)	Zach Longshore (4)	Luke Olson (3)	Eric Lin (3)
2023	Brett Sears (.62)	Beau Coffman (5)	Ethan Storm (4)	Cameron Nohos (3)
2022	Noah Ruen (1.52)	Ty Rybarczyk (6)	Eight Tied at 2	Alex Pipes (3)
2021	Tucker Shalley (.78)	Tucker Shalley (4)	Shemar Page (5)	Tucker Shalley (4)
2020*	Jordan Wicks (.45)	Three Tied at 2	Noah DeLuca (4)	Noah DeLuca (2)
2019	Kasey Ford (1.51)	Three Tied at 4	Six Tied at 3	Tanner Propst (6)
2018	Jackson Bronke (2.17)	Cole Bellair (4)	Jimmy Burnette (5)	Nathan Schneiderman (6)
2017	Zack Thomas (1.68)	Zack Thomas (5)	Jeffery Barton/Brad Littleton (4)	Zack Thomas (6)
2016	Anthony Dahl (1.18)	Drake Robison (7)	Nick Drahozal (5)	Zach Olszewski (9)

YR	WHIP (Min 20.0 IP)	STRIKEOUTS	GAMES	GAMES STARTED
2025	Kaysen Raineri (1.21)	Reece Tarini (26)	Gus Allred (7)	Danny Cercello (7)
2024	Christian Morel (.95)	Landen Southern (42)	Three Tied at 13	Zach Longshore (10)
2023	Brett Sears (.55)	Nick Vollmert (48)	Three Tied at 16	Ty Hutto (7)
2022	Ty Rybarczyk (.95)	Kyle Seebach (56)	Alex Pipes/Noah Ruen (16)	Ross Thompson (12)
2021	Jake Armstrong (.90)	Payton Hutchings (50)	Tucker Shalley (19)	Payton Hutchings (9)
2020*	Jordan Wicks (.85)	Zach Kammin (34)	Noah DeLuca (11)	Jimmy Burnette (6)
2019	Trevin Eubanks (1.00)	Zack Jones (63)	Tanner Propst (21)	Jimmy Burnette/Zach Jones (10)
2018	Nathan Schneiderman (.93)	Cooper Cain (58)	Tanner Propst (21)	Cooper Cain (9)
2017	Dylan Stutsman (.91)	Cole Bellair (51)	Zack Thomas (18)	Cole Bellair (9)
2016	Anthony Dahl (1.03)	Zach Aring (54)	Kacey Murphy/Joe Romero (18)	Zach Aring (12)

ROCKFORD STAFF

2026 RIVERS

HISTORY AND RECORDS

OPPONENTS

TEAM INFO





SINGLE-SEASON BATTING TEAM RECORDS

AVERAGE:	RUNS:
2024 282	2024 576
2017 267	2023 447
2023 264	2022 446
HITS:	DOUBLES:
2024 702	2024 140
2017 665	2017 134
2023 631	2025 116
TRIPLES:	HOME RUNS:
2019 21	2024 50
2024 19	2025 39
2022 18	2017 38
ABI:	STOLEN BASES:
2024 511	2022 132
2023 401	2023 126
2022 393	2021 120

SINGLE-SEASON PITCHING TEAM RECORDS

ERA:	STRIKEOUTS:
2019 4.02	2019 632
2023 4.10	2024 592
2022 4.42	2018 588

LEAGUE LEADERS (BATTING)

2024	AVG..... Maddox Mihalakis 429
	Triples..... Maddox Mihalakis 5

LEAGUE LEADERS (PITCHING)

2022	Starts..... Ross Thompson.....12
	IP Ross Thompson..... 69.0



SINGLE-SEASON INDIVIDUAL RECORDS- BATTING

ROCKFORD STAFF

2026 RIVERS

HISTORY AND RECORDS

OPPONENTS

TEAM INFO

AVERAGE (MIN 80 PA):

Maddox Mihalakis	429	(2024)
Kyle Schupmann	368	(2024)
Hunter Feduccia	348	(2017)
Tate Shima	346	(2025)
David Bishop	342	(2023)
John Rave	336	(2017)
Philip Matulia	336	(2021)
Nick Barone	336	(2024)
Lorenzo Giovany	333	(2022)
Ryan Long	331	(2016)

DOUBLES:

Maddox Mihalakis	19	(2024)
Brian Klein	18	(2017)
Hunter Feduccia	18	(2017)
Matt Higgins	18	(2019)
Jake Vander Wal	17	(2019)
Ricardo Ramirez	15	(2016)
Jake Vander Wal	15	(2018)
Brayden Brakes	15	(2024)
4 Tied at 13		

HOME RUNS:

Matthew Mebane	10	(2022)
Hunter Hargrove	8	(2016)
Hunter Feduccia	8	(2017)
Maddox Mihalakis	8	(2024)
Ryan Long	7	(2016)
Jake Vander Wal	7	(2019)
Philip Matulia	7	(2021)
Nick Demarco	7	(2023)
Bobby Atkinson	6	(2024)
4 Tied at 5		

RUNS:

Brayden Bakes	58	(2024)
Maddox Mihalakis	52	(2024)
Matt Higgins	44	(2019)
Ty Crittenberger	44	(2022)
David Cronin	43	(2016)
Hunter Feduccia	43	(2017)
Brian Klein	42	(2017)
Matthew Mebane	42	(2022)
Nick Demarco	40	(2023)
Jake Vander Wal *2	39	(2019)

STRIKEOUTS:

Jake Vander Wal	68	(2019)
Jordan Hovey	67	(2016)
Matt Higgins	67	(2019)
Tom Josten	61	(2019)
Matthew Mebane	60	(2023)
Scott Newman	56	(2024)
Matthew Mebane	55	(2022)
Zach Ahearns	53	(2017)
Jackson Forbes	52	(2025)
Nly'Zaiah Thompson	48	(2025)

HITS:

Jake Vander Wal	73	(2019)
Maddox Mihalakis	73	(2024)
David Cronin	71	(2016)
Matt Higgins	70	(2019)
Matthew Mebane	70	(2022)
Brian Klein	65	(2017)
Braden Duhon	65	(2023)
Hunter Feduccia	64	(2017)
Brayden Bakes	59	(2024)
Tate Shima	56	(2025)

TRIPLES:

Philip Matulia	6	(2021)
Bradley White	5	(2023)
Maddox Mihalakis	5	(2024)
Kyle Schupmann	4	(2024)
9 Tied at 3		

RBI:

Maddox Mihalakis	61	(2024)
Matthew Mebane	59	(2022)
Matt Higgins	42	(2019)
Hunter Feduccia	41	(2017)
Bobby Atkinson	41	(2024)
Matthew Mebane	39	(2023)
Tommy Townsend	39	(2025)
Braden Duhon	38	(2023)
Hunter Hargrove	36	(2016)
Jake Vander Wal *1	36	(2019)

WALKS:

Brennan Rebeck	42	(2018)
Matt Higgins	41	(2019)
Nly'Zaiah Thompson	41	(2025)
Ryan Cole	38	(2018)
Bobby Atkinson	38	(2024)
Brayden Bakes	36	(2024)
Jake Vander Wal	34	(2019)
Nick Demarco	34	(2023)
Braden Duhon	34	(2023)
Maddox Mihalakis	34	(2024)

STOLEN BASES:

Brenna Rebeck	28	(2018)
David Cronin	27	(2016)
Ty Crittenberger	26	(2022)
Nly'Zaiah Thompson	26	(2025)
Ryan Cole	21	(2018)
Jake Vander Wal	21	(2019)
Blake Burrows	21	(2019)
Tyler Hawkins	20	(2021)
Braden Duhon	18	(2023)
Bradley White	17	(2023)



SINGLE-SEASON INDIVIDUAL RECORDS- BATTING

OBP (MIN 80 PA):

Maddox Mihalakis	509 (2024)
Tate Shima	486 (2025)
Lorenzo Giovany	482 (2022)
Brendan Summerhill	470 (2023)
Conner Cunningham	456 (2025)
Philip Matulia	450 (2021)
Kyle Schupmann	449 (2024)
Bobby Atkinson	448 (2024)
Nick Barone	447 (2024)
Tommy Townsend	444 (2025)

OPS (MIN 80 PA):

Maddox Mihalakis	1.250 (2024)
Philip Matulia	1.086 (2021)
Kyle Schupmann	1.047 (2024)
Hunter Feduccia	1.004 (2017)
Ryan Long	.996 (2016)
Tate Shima	.949 (2025)
Harrison Bowman	.949 (2025)
Ryan Bakes	.934 (2024)
Bradley White	.914 (2023)
Tommy Townsend	.909 (2025)

GAMES PLAYED:

Matt Higgins	70 (2019)
Jake Vander Wal	67 (2019)
Tom Josten	61 (2019)
Matthew Mebane	60 (2022)
Nick Demarco	60 (2023)
David Cronin	59 (2016)
Brennan Rebeck	58 (2018)
Ricardo Ramirez	57 (2016)
Braden Duhon	57 (2023)
3 Tied at 56	

RT BATS:

Matt Higgins	258 (2019)
Jake Vander Wal	251 (2019)
Matthew Mebane	245 (2022)
David Cronin	225 (2016)
Braden Duhon	220 (2023)
Brian Klein	219 (2017)
Nick Demarco	214 (2023)
Tom Josten	213 (2019)
Neal Tyrell	211 (2016)
Ricardo Ramirez	211 (2016)

RIVETS IN THE BIG LEAGUES

NAME	TEAM	DRAFT	RFD SEASONS
Dugan Darnell	Detroit Tigers	Undrafted	2019
Caleb Durbin	Boston Red Sox	R14, 2021 (ATL)	2019
Hunter Feduccia	Tampa Bay Rays	R12, 2018 (LAD)	2017
John Rave	M Kansas City Royal	R5, 2019 (KC)	2017
Bobby Seymour	Tampa Bay Rays (25')	R13, 2021 (TBR)	2020
Carson Seymour	M SF Giants	R6, 2021 (NYM)	2020
Jordan Wicks	Chicago Cubs	R1 21st, 2020 (CHC)	2020



Jordan Wicks
Left-handed Pitcher



Hunter Feduccia
Catcher



John Rave
Right Fielder



SINGLE-SEASON INDIVIDUAL RECORDS- PITCHING

ROCKFORD STAFF

2026 RIVERS

HISTORY AND RECORDS

OPPONENTS

TEAM INFO

ERA (MIN 20.0 IP):

Jordan Wicks	0.45 (2020*)
Brett Sears	0.62 (2023)
Tucker Shalley	0.78 (2021)
Anthony Dahl	1.18 (2016)
Jack Wajda	1.30 (2023)
Kasey Ford	1.51 (2019)
Landen Southern	1.51 (2023)
Noah Auen	1.52 (2022)
Ty Rybarczyk	1.60 (2022)
Zack Thomas	1.68 (2017)

LOSSES:

Nick Drahozal	5 (2016)
Zack Thomas	5 (2017)
Jimmy Burnette	5 (2018)
Shemar Page	5 (2021)
Jack Granath	4 (2017)
Cole Bellair	4 (2017)
Alex Bacevicius	4 (2018)
Tanner Propst	4 (2018)
Noah DeLuga	4 (2020*)
Noah DeLuga +2	4 (2021)

GAMES:

Tanner Propst	21 (2018)
Tanner Propst	21 (2019)
Anthony Holubecki	19 (2018)
Tucker Shalley	19 (2021)
Kacey Murphy	18 (2016)
Joe Romero	18 (2016)
Zack Thomas	18 (2017)
Nathan Schneiderman	18 (2018)
Eli Sanchez	17 (2021)
Gus Allred +3	17 (2025)

STRIKEOUTS:

Zack Jones	63 (2019)
Cooper Cain	58 (2018)
Kyle Seebach	56 (2022)
Zach Airing	54 (2016)
Nathan Schneiderman	54 (2018)
Jimmy Burnette	53 (2019)
Cole Bellair	51 (2017)
Jarret Olson	51 (2019)
Ross Thompson	51 (2022)
Nate Schneiderman +1	50 (2019)

COMPLETE GAMES:

Andrew Alberts	@ TVC, 7/23/25, 7.0 IP
Jordan Nelson	vs Kokomo, 7/13/19, 7.0 IP
Brad Littleton	@ KEN, 6/11/19, 9.0 IP
Cory Wright	@ KEN, 7/2/16, 6.0 IP

WINS:

Drake Robison	7 (2016)
Ty Rybarczyk	6 (2022)
Cory Wright	5 (2016)
Zack Thomas	5 (2017)
Beau Coffman	5 (2023)
Gus Allred	4 (2025)
Zach Longshore	4 (2024)
Brett Sears	4 (2023)
Southern Landen	4 (2023)
Nick Vollmert +10	4 (2023)

SAVES:

Zach Olszewski	9 (2016)
Nathan Schneiderman	7 (2018)
Zack Thomas	6 (2017)
Tanner Propst	6 (2019)
Dylan Stutsman	4 (2017)
Tucker Shalley	4 (2021)
Matt Miller	3 (2017)
Chan Yao-Ming	3 (2021)
Alex Pipes	3 (2022)
Cameron Nohos +1	3 (2023)

INNINGS PITCHED:

Drake Robison	70.1 (2016)
Ross Thompson	69.0 (2022)
Cory Wright	64.1 (2016)
Zack Jones	63.2 (2019)
Jordan Nelson	62.2 (2019)
Zach Airing	61.0 (2016)
Cole Bellair	58.0 (2017)
Cooper Cain	55.2 (2018)
Nick Drahozal	55.0 (2016)
Jarret Olson	55.0 (2019)

WALKS:

Jimmy Burnette	45 (2018)
Noah DeLuga	38 (2021)
Nick Drahozal	35 (2016)
Jimmy Burnette	35 (2019)
Riden Adams	34 (2025)
Jarret Olson	33 (2019)
Drake Robison	31 (2016)
Tanner Propst	31 (2018)
Brennan Baker	31 (2025)
Jared Herzog	31 (2021)

SHUTOUTS:

Brad Littleton	@ KEN, 6/11/19, 9.0 IP (CG)
----------------	-----------------------------



2026
OPPONENTS



2026 NORTHWOODS LEAGUE

ROCKFORD STAFF

2026 RIVERS

HISTORY AND RECORDS



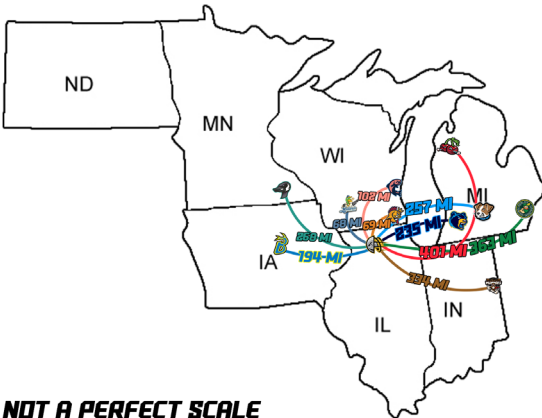
- GREAT PLAINS DIVISION
- GREAT LAKES DIVISION



RIVETS PROXIMITY MAP

OPPONENTS

TEAM INFO



NOT A PERFECT SCALE



2026 OPPONENTS

2026 ROCKFORD RIVETS MEDIA GUIDE



BATTLE CREEK BATTLE JACKS



KALAMAZOO GROWLERS



KENOSHA KINGFISH



LAKESHORE CHINOOKS



MADISON MALLARDS



RICHMOND FLYING MUMMIES



ROCHESTER HONKERS



ROYAL OAK LEPRECHAUNS



TRAVERSE CITY PIT SPITTERS



WATERLOO BUCKS



BATTLE CREEK BATTLE JACKS

ESTABLISHED

CHAMPIONSHIPS

2007

2011*

AS BATTLE CREEK BOMBERS



TEAM INFORMATION

Ballpark.....	MCCU Field at CO Brown Stadium (Opened 1990)
Capacity.....	4,000
Dimensions.....	322/402/333
2025 Record.....	33-39 (20-15, 13-24 4th in GLE)
2025 Playoffs.....	Missed
2025 Attendance.....	38,290 AVG: 1,064 (12th in NWL)
Owner.....	Scott Miles

2026 MATCHUPS

ALL TIMES IN CST

5/31.....	3:35 @ ROCKFORD
6/1.....	6:35 @ ROCKFORD
6/13.....	6:05 @ BATTLE CREEK
6/14.....	4:05 @ BATTLE CREEK
7/4.....	6:35 @ ROCKFORD
7/5.....	3:35 @ ROCKFORD
7/24.....	6:05 @ BATTLE CREEK
7/25.....	6:05 @ BATTLE CREEK

2025 RESULTS

6/12.....	5-1 W @ BATTLE CREEK
6/13.....	13-10 L @ BATTLE CREEK
6/21.....	10-9 L @ BATTLE CREEK
6/22.....	5-3 L @ BATTLE CREEK
7/3.....	9-8 W @ ROCKFORD
7/4.....	17-12 W @ ROCKFORD
7/26.....	13-11 W @ ROCKFORD
7/27.....	8-7 L @ ROCKFORD
7/31.....	3-1 W @ BATTLE CREEK
8/1.....	9-4 W @ BATTLE CREEK
8/6.....	7-0 W @ ROCKFORD
8/7.....	8-6 L @ ROCKFORD

ROCKFORD STAFF

2026 RIVERS

HISTORY AND RECORDS

OPPONENTS

TEAM INFO





Chris Fletcher | Manager | 1st Season



Record w/ Moberly Area CC [4 Seasons]

94-117

College: Moberly Area CC



Chris Fletcher enters his first season as Manager of the Battle Creek Battle Jacks in 2026. A seasoned coach and respected baseball mind, Fletcher is the founder and head coach of the Moberly Area Community College baseball program in Missouri. He brings 12 years of collegiate coaching experience, including five years as a head coach, and a reputation for developing talent and building high-character teams.

At Moberly, Fletcher launched the program from the ground up, leading recruiting efforts across the state and creating strong community ties. His college coaching path includes six seasons as an assistant at William Woods University, one season at Truman State University, and two seasons as head coach at William Woods. A former college player, he brings a teacher's approach and a clear plan for player growth.

Fletcher is a Moberly native. He and his wife, Rachael, have two sons, Brooks and Baylor. He will lead the Battle Jacks on the field with a competitive edge and a strong team identity from Opening Day forward.

COACHING CAREER

YR.	TEAM	CONFERENCE	POSITION
2023-26	Moberly Area CC	MCCRC (NJCAA Region 16)	Manager





KALAMAZOO GROWLERS

ESTABLISHED

2013

CHAMPIONSHIPS

2019
2021



ROCKFORD STAFF

2026 RIVERS

HISTORY AND RECORDS

OPPONENTS

TEAM INFO

TEAM INFORMATION

Ballpark..... Homer Stryker Field at Honor Credit Union Stadium (Opened 1963)
Capacity..... 4,000
Dimensions..... 306/395/330

2025 Record..... 37-35² [20-15, 20-17 | 2nd in GLE]
2025 Playoffs..... 1st Round Exit, 0-2 Sweep by Traverse City
2025 Attendance..... 82,620 | AVG: 2,361 [4th in NWL]

Owner..... Brian Colopy

2026 MATCHUPS ALL TIMES IN CST

6/17..... 6:35 @ ROCKFORD
6/18⁽¹⁾..... 11:05 @ ROCKFORD
6/18⁽²⁾..... 6:35 @ ROCKFORD
6/19..... 6:35 @ ROCKFORD
7/21..... 5:35 @ KALAMAZOO
7/22⁽¹⁾..... 11:05 @ KALAMAZOO
7/22⁽²⁾..... 5:35 @ KALAMAZOO
7/23..... 5:35 @ KALAMAZOO

2025 RESULTS

6/3..... 17-1 L @ ROCKFORD
7/7..... 13-4 L @ KALAMAZOO
7/8..... 6-4 L @ KALAMAZOO
7/9..... 10-6 W @ KALAMAZOO
7/12⁽¹⁾..... 27-9 L @ ROCKFORD
7/12⁽²⁾..... 9-5 L @ ROCKFORD
7/13..... 7-6 W @ ROCKFORD
7/25⁽¹⁾..... 10-1 L @ KALAMAZOO
7/25⁽²⁾..... 12-7 L @ KALAMAZOO
8/2..... 14-5 L @ ROCKFORD
8/3..... 3-2 L @ ROCKFORD



Cody Piechocki | Manager | 3rd Season



Record w/ Kalamzoo [10 Seasons]

319-300



Piechocki's has been the Growlers manager since 2015 and in the Northwoods League since 2013.

Piechocki received his start in the Northwoods League in 2013 with the Battle Creek Bombers as an assistant coach before joining Kalamazoo for its inaugural season in 2014. Piechocki claimed his first Northwoods League title in 2022 and became one of just three coaches in Northwoods League history to win multiple titles after capturing his second in 2024. Piechocki took over as the Growlers' manager during the 2016 season and has only seen growth ever since. Piechocki stands fifth in the Northwoods League in career wins, holding a regular and postseason record of 319-300 (.515). In his tenure, Piechocki has brought the Growlers to the postseason each of the last three seasons and five of the past six. In the last two seasons, Piechocki has helped the Growlers achieve its best two regular season records in franchise history. In his nine seasons as manager, Piechocki has tutored the likes of 59 players who have either been drafted or signed by a major league team including seven who have made their major league debuts.

Along with his time with the Growlers, Piechocki coached 12 seasons at Kalamazoo Valley Community College including nine as the head coach. Other stops include assistant coaching jobs at Mattawan High School and Kalamazoo College. The Kalamazoo native, Piechocki is a graduate of both Mattawan High School and Western Michigan University.

COACHING CAREER

YR.	TEAM	CONFERENCE	POSITION
2012-21	Kalamazoo Valley CC	MCCAR	Manager

ASSITANT COACHES

- Eamon Horwedel..... *Assistant Coach*
- Greg Wright..... *Pitching Coach*
- Parker Kauffmann..... *Assistant Coach*





ROCKFORD STAFF

2026 RIVERS

HISTORY AND RECORDS

OPPONENTS

TEAM INFO



KENOSHA KINGFISH

ESTABLISHED

CHAMPIONSHIPS

2013

2015

TEAM INFORMATION

Ballpark..... Simmons Field (Opened 1920)
 Capacity..... 3,218
 Dimensions..... 310/400/330

2025 Record..... 31-40 (14-21, 17-19 | 5th in GLE)
 2025 Playoffs..... Missed
 2025 Attendance..... 86,341 | AVG: 2,467 (3rd in NWL)

Owner Mike Zoellner, Bill Fanning (Managing Partner)

2026 MATCHUPS ALL TIMES IN CST

5/25 6:35 @ ROCKFORD
 5/26 6:35 @ ROCKFORD
 6/4 6:35 @ KENOSHA
 6/5 6:35 @ KENOSHA
 7/10 6:35 @ KENOSHA
 7/11 6:35 @ KENOSHA
 7/16 6:35 @ KENOSHA
 7/17 6:35 @ ROCKFORD
 7/28 6:35 @ ROCKFORD
 7/29 6:35 @ ROCKFORD
 8/1 6:35 @ KENOSHA
 8/2 3:35 @ ROCKFORD

2025 RESULTS

6/1 8-2 L @ KENOSHA
 6/2 14-9 W @ ROCKFORD
 6/25 6-2 L @ ROCKFORD
 7/1 6-4 W @ KENOSHA
 7/2(1) 6-5 W @ ROCKFORD
 7/2(2) 13-4 L @ ROCKFORD
 7/20 12-3 L @ KENOSHA
 7/21 6-5 L @ KENOSHA
 7/29 5-3 W @ KENOSHA
 8/8 22-6 L @ ROCKFORD
 8/9 12-8 L @ KENOSHA





Aidan Wirshing | Manager | 3rd Season



Record w/ Kenosha [2 Seasons]

32-40

College: Davidson College



Aidan Wirshing enters his third year as the Field Manager for the Kenosha Kingfish. In 2023, he led the Minnesota Mud Puppies and coached in the Northwoods All-Star Game. In 2020 and 2021, he was an assistant for the Waterloo Bucks, who won the Minnesota-Iowa Pod Championships. In the summer of '20 and '21 he was an Assistant Coach for the Waterloo Bucks. When not in Kenosha, Wirshing serves as the Director of Player Development at Davidson College. Prior to Davidson College, Wirshing worked for two years at Gardner-Webb University. He also worked as an Assistant Coach for a summer in the Cape Cod Baseball League with the Orleans Firebirds.

The Topanga, California native played baseball at Santa Barbara City College, where he later served as an Assistant coach. He finished his studies at UC Santa Barbara. Wirshing is very excited to work and build relationships with the players and to get to be apart of the Kenosha community. He is also an avid singer and guitar player, posting on his Instagram. He even sung the National Anthem at a Davidson basketball game.

COACHING CAREER

<i>YR.</i>	<i>TEAM</i>	<i>CONFERENCE</i>	<i>POSITION</i>
2024-26	Davidson College	Atlantic 10	Director of Player Development
2022-24	Gardner-Webb	Big South	Director of Player Development
2021	Santa Barbara City College	CCCAR	Assistant coach/Director of Analytics

ASSITANT COACHES

Jordan Nelson.....	<i>Assistant Coach</i>
Jackson Horner.....	<i>Assistant Coach</i>
James Marshall.....	<i>Assistant Coach</i>





LAKESHORE CHINOOKS



ESTABLISHED

CHAMPIONSHIPS

2012

2014

TEAM INFORMATION

Ballpark	Kapco Park (Opened 2012)
Capacity	3,000
Dimensions	317/404/319
2025 Record	28-44 (13-23, 15-21 5th in GLW)
2025 Playoffs	Missed
2025 Attendance	31,395 AVG: 872 (16th in NWL)
Owner	David Casey and Todd Kolosso

2026 MATCHUPS ALL TIMES IN CST

6/22	6:05 @ LAKESHORE
6/23	6:35 @ ROCKFORD
8/7	6:35 @ LAKESHORE
8/8	6:35 @ ROCKFORD

2025 RESULTS

DID NOT PLAY

ROCKFORD STAFF

2026 RIVERS

HISTORY AND RECORDS

OPPONENTS

TEAM INFO





Mikel Moreno | Manager | 2nd Season



Record w/ Lakeshore [1 Season]

28-44

High School: Queen Creek (AZ)



The 2026 season will be Mikel Moreno's second season with the Lakeshore Chinooks, bringing extensive experience and a strong track record of success at multiple levels of baseball.

A former standout outfielder at Arizona State University, Moreno played a key role in leading the Sun Devils to the College World Series final in 1998 before spending several seasons in the Chicago Cubs minor league system. He transitioned into coaching, serving as an assistant coach and recruiting coordinator at Central Arizona College and the University of New Orleans, as well as head of player development at Arizona State.

Since 2015, Moreno has been the varsity baseball coach at Queen Creek High School in Arizona, where he led the Bulldogs to a state championship in 2024 in Arizona's top high school division. His ability to develop young talent and build competitive teams aligns with the Chinooks' commitment to player development and success on the field.

As the fifth manager in franchise history, Moreno will oversee the development of a roster featuring talent from top collegiate programs across the country. His leadership and extensive network within the baseball community will play a key role in shaping the future of the Chinooks organization.

COACHING CAREER

YR.	TEAM	CONFERENCE	POSITION
2015-26	Queen Creek High School	6A Fiesta Conference	Manager

ASSITANT COACHES

Lee Tunnell	<i>Pitching Coach</i>
Brian Gregory	<i>Assistant Coach</i>
Jake Yellovich	<i>Assistant Coach</i>



MADISON MALLARDS

ESTABLISHED

CHAMPIONSHIPS

2001

2004
2013

TEAM INFORMATION

Ballpark..... Warner Park "The Duck Pond" [Opened 1982]
 Capacity..... 6,750
 Dimensions..... 308/380/295

2025 Record..... 44-25 [19-15, 25-10 | 2nd in GLW]
 2025 Playoffs..... Missed
 2025 Attendance..... 212,610 | AVG: 5,906 [1st in NLW]

Owner..... Steve Schmitt

2026 MATCHUPS ALL TIMES IN CST

6/26..... 6:35 @ ROCKFORD
 6/27..... 6:35 @ ROCKFORD
 7/30..... 6:35 @ MADISON
 7/31..... 6:35 @ MADISON

2025 RESULTS

DID NOT PLAY

ROCKFORD STAFF

2026 RIVERS

HISTORY AND RECORDS

OPPONENTS

TEAM INFO





Donnie Scott | Manager | 13th



Record w/ Madison (11 Seasons)

493-361

One losing season (26-46 in 2022)

Scott has been a staple to the success in Madison, cultivating a winning culture and encouraging players to continue on in their Major League careers. The 2019 MLB NL Rookie of the Year, Pete Alonso, credits a lot of his development to working under Donnie Scott during his summer in Madison in 2014.

Scott, who most recently led the Mallards to the playoffs in 2016, 2018, and 2019.

Scott has a very impressive resume in the Northwoods League, winning two Summer Collegiate World Series Championships, his most recent in 2013 with the Mallards. He won his first championship in 2011 with the Battle Creek Bombers, where he was also named NWL Manager of the Year.

Scott was drafted by the Texas Rangers in the second round of the 1979 amateur draft. He made his MLB debut with the Texas Rangers on September 30, 1983. He spent time in the major leagues as a back up and part time catcher for the Texas Rangers, Seattle Mariners and Cincinnati Reds until he ended his MLB career in 1991.

Scott was named Manager of the Year in the Pioneer League in 1992 and Minor League Manager of the Year by Baseball Weekly in 1994. Scott has also managed two Midwest League All-Star games and has a career record of 689-569 (.548) in the minor leagues. In 2018, Scott was named the Northwoods Manager of the Year after leading the Mallards to the playoffs once again.

Scott, resides with his wife Debbie in Pinellas Park, Florida and has two children, son David and daughter Dana. In the off-season he works at NextUp Baseball Academy.

COACHING CAREER

YR.	TEAM	CONFERENCE	POSITION
92-95, 97	Billings Mustangs	Pioneer League	Manager
1996	Charleston Alley Cats	South Atlantic League	Manager
1999	GCL Reds	Gulf Coast League	Manager
2006	Sarasota Reds	Florida State League	Manager
2001-2008	Dayton Dragons	Midwest League	Manager
2011	Battle Creek Bombers	Northwoods League	Manager (NWL Championship)

2026 ROCKFORD RIVETS MEDIA GUIDE





ROCKFORD STAFF



ESTABLISHED

CHAMPIONSHIPS

2026

-

2026 RIVERS

TEAM INFORMATION

Ballpark.....	Don McBride Stadium [Opened 1936]
Capacity.....	1,787
Dimensions.....	324/404/322
2025 Record.....	-
2025 Playoffs.....	-
2025 Attendance.....	-

HISTORY AND RECORDS

Owner Ownership Group

2026 MATCHUPS ALL TIMES IN CST

6/8.....	6:35 @ ROCKFORD
6/9.....	6:35 @ ROCKFORD
6/11.....	5:35 @ RICHMOND
6/12.....	5:35 @ RICHMOND
6/28.....	3:05 @ RICHMOND
6/29.....	5:35 @ RICHMOND
7/1.....	6:35 @ ROCKFORD
7/2.....	6:35 @ ROCKFORD
7/3.....	6:35 @ ROCKFORD
8/3.....	5:35 @ RICHMOND
8/4.....	5:35 @ RICHMOND

OPPONENTS

2025 RESULTS

DID NOT PLAY

TEAM INFO





Mason Rapp | Manger | 1st Season



College: University of Minnesota-Morris



The Richmond Flying Mummies announced the hiring of Mason Rapp as the team's first-ever Field Manager, ahead of their inaugural 2026 Northwoods League season. Rapp currently serves as an Assistant Baseball Coach at the University of Minnesota-Morris, where he works with the Cougar catchers and assists with recruiting and player development.

Rapp brings a deep understanding of player development and collegiate summer baseball to the Flying Mummies. Before joining Minnesota Morris, he served as a graduate assistant at the University of Mary and has coached in the Northwoods League with the Willmar Stingers, giving him firsthand experience with the summer-league grind and recruiting networks.

Rapp played collegiately at Defiance College, where he was a three-time Heartland Collegiate Athletic Conference (HCAC) All-Academic selection. He is a native of Fortville, Indiana, and has remained active in youth baseball development across the Midwest.

ASSITANT COACHES

..... Assistant Coach



ROCHESTER HONKERS

ESTABLISHED

1994

CHAMPIONSHIPS

1994 1997
1999 2006
2009

TEAM INFORMATION

Ballpark.....	Mayo Field (Opened 1951)
Capacity.....	3,570
Dimensions.....	310/390/310
2025 Record.....	18-54 (8-28, 10-26 6th in GPE)
2025 Playoffs.....	Missed
2025 Attendance.....	30,622 AVG: 851 (18th in NWL)
Owner.....	The Bases Loaded Entertainment LLC

2026 MATCHUPS ALL TIMES IN CST

6/20.....	6:35 @ ROCKFORD
6/21.....	12:05 @ ROCKFORD
6/24.....	6:35 @ ROCHESTER
6/25.....	12:05 @ ROCHESTER

2025 RESULTS

DID NOT PLAY





Jason Jacome | Manager | 1st Season



College: Pima College



Former big league pitcher, Jason Jácome, was named the new field manager of the Rochester Honkers on September 25, 2025 and will be entering his first season as the skipper of the Flock in 2026.

Jácome, who currently serves as the associate head coach at his alma mater and perennial junior college powerhouse Pima College (Ariz.), pitched for three different Major League organizations between 1994-1998 including the New York Mets, Kansas City Royals and the Cleveland Indians. The former 12th round pick appeared in 108 career MLB games, posting a 10-18 record with a 5.34 ERA over 261 innings pitched. The Tulsa, Okla. native also pitched two seasons in Japan for the Yakult Swallows in 1999-2000 and one season (2005) in the Mexican Professional League.

Prior to pitching professionally, Jacome was a first-team NJCAA All-American at Pima College, breaking the single season record for wins by going 17-2 in 1991. Following his pitching career, Jácome returned to his alma mater to join his brother, Ken, on the coaching staff at Pima in 2021 where they annually field a nationally ranked Junior College club. Jácome is no stranger to managing in the summer collegiate baseball world either as he has spent the past four summers as the field manager for the Westhampton Aviators of the Hamptons Summer Collegiate League but is more than excited to tackle a summer in the Northwoods.

COACHING CAREER

YR.	TEAM	LEAGUE	POSITION
2022-25	Westhampton Aviators	Hamptons Summer Collegiate	Manager
2021-26	Pima College	ACCAC	Associate Head Coach



ROYAL OAK LEPRECHAUNS

ESTABLISHED

CHAMPIONSHIPS

2015

-

TEAM INFORMATION

Ballpark.....Memorial Park [Opened 1939]
 Capacity.....600
 Dimensions.....320/375/320

2025 Record.....35-37 [17-19, 18-18 | 3rd in GLE]
 2025 Playoffs.....Missed
 2025 Attendance.....30,367 | AVG: 844 [19th in NWL]

Owner.....DJ Lemahieu and Mark Sackett

2026 MATCHUPS

ALL TIMES IN CST

6/2.....6:35 @ ROCKFORD
 6/3.....6:35 @ ROCKFORD
 6/15.....5:35 @ ROYAL OAK
 6/16.....5:35 @ ROYAL OAK
 7/12.....3:05 @ ROYAL OAK
 7/12.....6:35 @ ROYAL OAK
 7/18.....6:35 @ ROCKFORD
 7/19.....3:35 @ ROCKFORD

2025 RESULTS

6/7.....12-5 W @ ROYAL OAK
 6/8.....6-5 W @ ROYAL OAK
 6/14.....3-0 L @ ROCKFORD
 6/15.....9-4 W @ ROCKFORD
 6/27.....11-2 L @ ROYAL OAK
 6/28.....11-6 L @ ROYAL OAK
 6/29.....14-2 L @ ROCKFORD
 6/30.....9-6 L @ ROCKFORD
 7/5.....9-3 L @ ROYAL OAK
 7/6.....9-5 L @ ROYAL OAK
 7/18.....18-3 W @ ROCKFORD
 7/19.....8-4 W @ ROCKFORD

ROCKFORD STAFF

2026 RIVERS

HISTORY AND RECORDS

OPPONENTS

TEAM INFO





DJ Lemahieu | Manager and Co-Owner | 1st Season



Years in the MLB

15 Seasons



DJ LeMahieu — one of the most decorated players of his generation — will serve as field manager for the club during the 2026 Northwoods League season.

While continuing to pursue opportunities in professional baseball, LeMahieu is also stepping into the dugout in Royal Oak — giving back to the region where it all started. LeMahieu attended Brother Rice High School in Bloomfield Hills, where he played under coach Bob Riker. As a senior he hit .574 with a .459 career average, earned All-American honors, and was a two-time Gatorade Player of the Year in Michigan before heading to LSU — where he hit .344 under coach Paul Mainieri, won the 2009 College World Series national championship, and was drafted by the Chicago Cubs in the second round of the 2009 draft.

He played for the Chicago Cubs, Colorado Rockies, and New York Yankees, earning three All-Star selections, four Gold Glove Awards, and two batting titles — one in each league, a combination achieved by only a handful of players in the modern era. He was defined not by flash, but by preparation and consistency — the same qualities the Leprechauns intend to build their culture around.

PLAYING CAREER

<i>YR.</i>	<i>TEAM</i>	<i>CONFERENCE</i>	<i>ALL STAR</i>
2019-25	New York Yankees	AL East	2019
2012-18	Colorado Rockies	NL West	2015 and 2017
2011	Chicago Cubs	NL Central	-





TRAVERSE CITY PIT SPITTERS



ESTABLISHED

CHAMPIONSHIPS

2018

2019
2021

TEAM INFORMATION

Ballpark.....Turtle Creek Stadium (Opened 2006)
 Capacity.....4,660
 Dimensions.....320/400/320

2025 Record.....49-22^{xy} (21-13, 28-9 | 1st in GLE)
 2025 Playoffs.....2nd Round Exit, 10-5 L to Green Bay Rockers
 2025 Attendance.....88,913 | AVG: 2,470 (2nd in NWL)

Owner.....Joe Chamberlin (CEO of TC Baseball LLC)

2026 MATCHUPS ALL TIMES IN CST

5/27.....6:05 @ TRAVERSE CITY
 5/28.....6:05 @ TRAVERSE CITY
 7/14.....6:35 @ ROCKFORD
 7/15.....6:35 @ ROCKFORD
 7/26.....4:05 @ TRAVERSE CITY
 7/27.....6:05 @ TRAVERSE CITY
 8/5.....6:35 @ ROCKFORD
 8/6.....6:35 @ ROCKFORD

2025 RESULTS

5/26.....2-1 W @ ROCKFORD
 5/27.....10-3 W @ ROCKFORD
 6/5.....11-2 W @ TRAVERSE CITY
 6/6.....9-2 L @ TRAVERSE CITY
 6/19.....13-7 L @ ROCKFORD
 6/20.....8-7 L @ ROCKFORD
 7/11.....10-6 L @ ROCKFORD
 7/22⁽¹⁾.....4-0 L @ TRAVERSE CITY
 7/22⁽²⁾.....6-2 L @ TRAVERSE CITY (RECORDED HOME GAME)
 7/23.....3-2 L @ TRAVERSE CITY
 8/4.....6-5 L @ TRAVERSE CITY
 8/5.....9-3 L @TRAVERSE CITY

ROCKFORD STAFF

2026 RIVERS

HISTORY AND RECORDS

OPPONENTS

TEAM INFO





Todd Reid | Manager | 2nd Season



Record w/ Traverse City [1 Season]

50-23



Reid's coaching career spans over 25 years, with significant achievements at both the NCAA Division III and NAIA levels. He is the all-time winningest coach at both Eastern Nazarene College and Olivet Nazarene University, amassing over 500 career victories. In addition to his coaching prowess, Reid is a two-time Conference Coach of the Year, earning the honor in 2004 and 2016.

In 2019, Reid stepped down from his head coaching role at Olivet Nazarene University to lead the university's Sport Management and Recreation & Sports programs full-time. However, his passion for coaching led him to join the Pit Spitters, reuniting with former Pit Spitters field manager, Josh Rebandt, and continuing their successful partnership from their days at Olivet, where they led the Tigers to a conference championship and an NAIA National Tournament appearance.

ASSITANT COACHES

Ryan Gillings.....	Assistant Coach
Mason Hill.....	Pitching Coach



WATERLOO BUCKS

ESTABLISHED

1995

CHAMPIONSHIPS

**1997
2002**



ROCKFORD STAFF

2026 RIVERS

HISTORY AND RECORDS

TEAM INFORMATION

Ballpark..... Riverfront Stadium (Opened 1946)
 Capacity..... 5,000
 Dimensions..... 335/375/335

2025 Record..... 42-30 (21-13, 21-17 | 2nd in GPE)
 2025 Playoffs..... Missed
 2025 Attendance..... 27,993 | AVG: 823 (21st in NWL)

Owner..... Cedar Rapids Ball Club Inc.

2026 MATCHUPS ALL TIMES IN CST

5/29..... 6:35 @ ROCKFORD
 5/30..... 6:35 @ ROCKFORD
 6/6..... 6:35 @ WATERLOO
 6/7..... 3:35 @ WATERLOO

OPPONENTS

2025 RESULTS


DID NOT PLAY

TEAM INFO





Darrell Handelsman | Manager | 8th Season



Record w/ Waterloo [7 Seasons]

276-201

College: Olney Central CC



After leading the franchise to a 42-30 record in 2025, the Waterloo Bucks announced on March 31 that field manager Darrell Handelsman would be returning to the team in 2026. Handelsman currently serves as the head coach at Olney Central Community College, a position he has held for two spring seasons. This will be Handelsman's eighth season in Waterloo.

In 2025, the Bucks finished with the second-best overall record in the Great Plains East Division of the Northwoods League. The sixth game of the season marked Handelsman's 500th victory for his NWL career and on June 17, he notched his 500th career regular season win. Handelsman is the winningest manager in team history, with 276 victories, and ranks as the third-winningest manager in NWL history, with 525 victories. A veteran manager in summer-collegiate baseball, Handelsman holds 871 career wins with six different teams in a career spanning 20-plus seasons. Prior stops include the Kenosha Kroakers (Northwoods League, 1997-98), Waterloo Bucks (NWL, 1999-2002), Madison Mallards (NWL, 2003-04), Fayetteville Swampdogs (Coastal Plain League, 2005-13), Green Bay Bullfrogs (NWL, 2013-16), and Alton River Dragons (Prospect League, 2021-22). Handelsman is the second winningest postseason manager in league history with 12 victories. In addition, Handelsman has won two NWL titles, earning trophies with the Bucks in 2002 and Madison in 2004.

Handelsman's coaching career began as an assistant at Los Angeles Valley College, followed by New Mexico Highlands University, Cochise College, San Jose State University, and Centenary College. Handelsman played collegiately at San Francisco State University.

COACHING CAREER

YR.	TEAM	CONFERENCE	POSITION
2023-26	Waterloo Bucks	Northwoods League	Manager
2025-26	Olney Central CC	GAAC	Manager
2021-22	Alton River Dragons	Prospect League	Manager
2013-16	Green Bay Bullfrogs	Northwoods League	Manager
2005-12	Fayetteville Swampdogs	Coastal Plain League	Manager
2003-04	Madison Mallards	Northwoods League	Manager
1999-2002	Waterloo Bucks	Northwoods League	Manager
1997-98	Kenosha Kroakers	Northwoods League	Manager



TEAM INFO



ROCKFORD RIVETS

ESTABLISHED

CHAMPIONSHIPS

2015

-

TEAM INFORMATION

Ballpark.....	Rivets Stadium (Opened 2006)
Capacity.....	3,279
Dimensions.....	315/380/312
2025 Record.....	26-43 (13-19, 13-24 6th in GPE)
2025 Playoffs.....	Missed
2025 Attendance.....	24,686 AVG: 726 (24th in NWL)
Owner.....	Todd Kolosso, David Casey

2026 MATCHUPS

ALL TIMES IN CST

5.25/5.26 VS KENOSHA.....	6:35/6:35
5.29/5.30 VS WATERLOO.....	6:35/6:35
5.31/6.1 VS BATTLE CREEK.....	3:35/6:35
6.2/6.3 VS ROYAL OAK.....	6:35/6:35
6.8/6.9 VS RICHMOND.....	6:35/6:35
6.17/6.18 ^(a) /6.19 VS KALAMAZOO.....	6:35/11:05/6:35/6:35
6.20/6.21 VS ROCHESTER.....	6:35/12:05
6.23 VS LAKESHORE.....	6:35
6.26/6.27 VS MADISON.....	6:35/6:35
6.30/7.1/7.2/7.3 VS RICHMOND.....	6:35/6:35/6:35/6:35
7.4/7.5 VS BATTLE CREEK.....	6:35/3:35
7.14/7.15 VS TRAVERSE CITY.....	6:35/6:35
7.17 VS KENOSHA.....	6:35
7.18/7.19 VS ROYAL OAK.....	6:35/3:35
7.28/7.29 VS KENOSHA.....	6:35/6:35
8.2 VS KENOSHA.....	3:35
8.5/8.6 VS TRAVERSE CITY.....	6:35/6:35
8.8 VS LAKESHORE.....	6:35

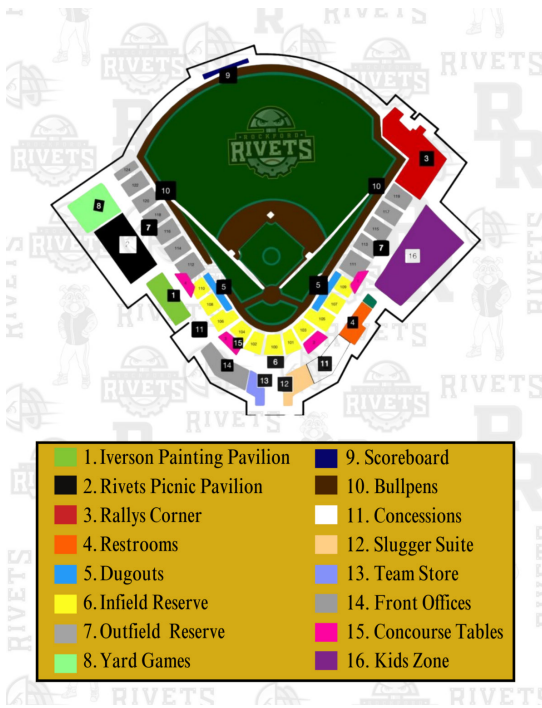
MATCHUP TIMES

ALL TIMES IN CST

MONDAY-SATURDAY.....	6:35
SUNDAY.....	3:35
6/18 ^(a) VS KALAMAZOO.....	11:05
6/21 VS ROCHESTER.....	12:05



RIVETS STADIUM



Rivets Stadium opened in 2006 where it was originally the host to the Rockford Riverhawks of the Frontier League. The Rivets took over the stadium in the fall of 2015 after the demise of the Rockford Aviators. Rivets Stadium has also been home to the Rockford University Regents baseball team since 2007. The stadium has 3,279 seats, but can host crowds of over 4,000.

With a modern stadium seating bowl that includes reserved grandstand seating, a fully-serviced fan deck, picnic pavilion, and a newly opened outfield patio and grill area, Rivets Stadium provides local families and businesses the opportunity to enjoy baseball and associated events at a beautiful location just east of I-90, easily accessible from anywhere in the Rockford community.

As a service to the community, Rivets Stadium provides the highest quality and affordable food and entertainment to the local community. The Stadium Club, Right Field Porch, and Picnic Pavilion provide exclusive food and beverage options for group and corporate outings. With a full range of promotions, musical performances, and celebrity guests, Rivets Stadium provides a unique entertainment experience that goes well beyond baseball.



HOW TO WATCH RIVETS BASEBALL

Buy tickets for in person action at
ROCKFORD-RIVETS.NWLTICKETS.COM

Can't make it to Rivets Stadium? Stream every Northwoods League baseball and softball game live and on-demand, featuring rising stars from across the country.

Colgin Hirschel | Play-by-Play Broadcaster



Colgin is in his second year, first full summer on the broadcast team for the Rockford Rivets. He worked as the Color Analyst alongside Andrew Belleson in 2025. He is an incoming junior studying Sports Broadcast Journalism at Arizona State University. Colgin covered ASU Baseball, Spring Football and Hockey for the Walter Cronkite Sports Network (WCNSN) and did broadcasts for Baseball, Hockey, Men's Basketball and others for Blaze Radio. Colgin is born and raised in Wilmette, Illinois and graduated from New Trier High School in 2024.

Jessica Kemnitz | Color Analyst



Jessica [Jess] is beginning her first season on the broadcast team of the Rivets. She is going into her final year at Michigan State University. She works with Big Ten+ as a sideline reporter and analyst, and also Spartan Sports Report and Impact89FM where she anchors and does sports photography. Jess runs for the club cross country and track team, but her fav sports are soccer and baseball. Jess is born and raised in Cary, Illinois and graduated from Prairie Ridge High School in 2023.